

10 Easy Steps to Record Professional-Quality Music at Home



Welcome to the exciting world of home recording! With the advancements in technology and the availability of affordable equipment, more and more musicians are opting to create their music from the comfort of their own homes. Not only does this offer convenience, but it also enables artists to have full control

over their creative process. In this article, we will guide you through 10 easy steps to record professional-quality music at home.

1. Set Up a Dedicated Recording Space

Creating a dedicated recording space is essential for achieving high-quality recordings. Choose a room that is acoustically treated to minimize unwanted echoes and reverberations. Proper soundproofing will help you maintain a clean, professional sound.

2. Invest in a Good Audio Interface

An audio interface serves as the bridge between your instruments, microphones, and your computer. It converts analog audio signals into digital data that can be processed and recorded using music production software. Invest in a reliable audio interface to ensure accurate and clear sound reproduction.



How To Record At Home by Chris Brooks (Kindle Edition)

★★★★☆ 4.8 out of 5

Language	: English
File size	: 1850 KB
Text-to-Speech	: Enabled
Screen Reader	: Supported
Enhanced typesetting	: Enabled
Word Wise	: Enabled
Print length	: 68 pages
Lending	: Enabled



3. Choose the Right Microphone

When it comes to recording vocals or acoustic instruments, selecting the right microphone is crucial. Consider your recording needs and budget to determine

whether a condenser microphone or dynamic microphone will best suit your requirements.

4. Set Up a Pop Filter

Pop filters are essential to minimize plosive sounds, such as "p" and "b" sounds, that can distort your recordings. Position the pop filter in front of the microphone at a comfortable distance from the performer.

5. Utilize Quality Headphones

Invest in a pair of studio-quality headphones to accurately monitor your recordings. Good headphones will allow you to pick up on any imperfections and make necessary adjustments before finalizing your tracks.

6. Learn the Basics of Mixing

Mixing is the process of blending individual tracks together to create a balanced and cohesive final mix. Take the time to learn the fundamentals of mixing, such as adjusting levels, panning, EQ, and adding effects, to enhance the overall sound of your recordings.

7. Experiment with Virtual Instruments and Plugins

Virtual instruments and plugins can add depth and variety to your recordings. Explore different sound libraries and experiment with plugins to create unique sounds and textures.

8. Master the Art of Editing

Edit your recordings meticulously to remove any unwanted noises, correct timing issues, and polish your tracks to perfection. Use a digital audio workstation (DAW) software to facilitate the editing process.

9. Create a Comfortable Environment

Recording at home allows you to create a comfortable environment where you can unleash your creativity. Ensure the space is well lit, clutter-free, and organized to promote a focused mindset during your recording sessions.

10. Practice and Experiment

Recording at home is a journey of continuous improvement. Dedicate time to practice your recording techniques and experiment with different approaches. Remember, the more you practice, the better you will become at capturing professional-quality recordings.

By following these 10 easy steps, you will be well on your way to recording professional-quality music at home. Embrace the freedom and flexibility that home recording offers and enjoy the process of creating your masterpiece!

Remember, it's not about having the most expensive equipment, but rather about understanding the fundamentals and techniques involved in the recording process. With dedication and practice, you can achieve outstanding results from your home studio.

Get ready to embark on your home recording journey and unlock your creative potential like never before. Happy recording!



How To Record At Home by Chris Brooks (Kindle Edition)

★★★★☆ 4.8 out of 5

Language	: English
File size	: 1850 KB
Text-to-Speech	: Enabled
Screen Reader	: Supported
Enhanced typesetting	: Enabled
Word Wise	: Enabled
Print length	: 68 pages


Lending : Enabled



You're a musician. A rapper. A singer. You need to record, and you know that recording's expensive. You want to record at home to save a ton of money, and I can help you with that. This book will teach you all of the things to do - and NOT do... without weighing you down with hard-to-understand technical details, most of which don't even matter until you're running a pro studio like mine. Did you know that the best equipment in the world doesn't make good recordings in a bad-sounding room? Can you put egg crates or mattresses on your walls? Can you perform in the same room that you record? Can you record for \$100? \$1,000? \$10,000?


You don't know yet. And this book will answer all of those questions and hundreds more.

Get this book. And press record.



Speed Picking Secrets For Smooth Economical Picking Mastery: Learn Rock Guitar

Are you ready to take your rock guitar playing to the next level? Tired of struggling to keep up with those lightning-fast solos? Look no further! In this article, we will...




Essential Guitar Techniques: Arpeggios And Licks For Total Fretboard Mastery

Are you an aspiring guitarist looking to take your playing to the next level? Do you want to master the fretboard and become a versatile and proficient...




10 Easy Steps to Record Professional-Quality Music at Home

Welcome to the exciting world of home recording! With the advancements in technology and the availability of affordable equipment, more and more musicians are opting...




Creative Arpeggio Studies For Modern Rock Fusion Guitar | Master Your Rock Guitar Skills

Are you a rock guitarist looking to enhance your skills and take your playing to new heights? If so, you've come to the right place! In this article, we will explore the...



100 Arpeggio Licks For Shred Guitar

If you are a guitar enthusiast looking to take your shredding skills to the next level, this article is just for you! In this article, we will explore 100...




The Prepared Family - A Comprehensive Guide to Thriving During Crisis

When it comes to ensuring the well-being and safety of your family, being prepared for any crisis or emergency situation is crucial. Whether it's a natural...



Empty Nest Syndrome: Discovering True Happiness and Fulfillment

For parents, the moment when their children leave home marks a major turning point in their lives. The house that was once filled with laughter, love, and chaos...



The Political Life Cycle Of Mexican Migrants Studies In Subaltern Latino

Migration has been a subject of significant political and social discourse in recent years. One particular group that has faced unique challenges in their migratory journey...

[how to record attendance in teams](#)

[how to record attendance in zoom](#)

[how to record attendance in google meet](#)

[how to record at home](#)

[how to record at laptop](#)

[how to record atc audio](#)

[how to record at night](#)

[how to record attendance](#)

[how to record attendance in excel](#)

[how to record at zoom](#)