

101 Rhythm Instrument Activities For Young Children


Are you looking for fun and engaging ways to introduce rhythm instruments to young children? Look no further, as we have compiled a comprehensive list of 101 rhythm instrument activities that will captivate their attention and spark their musical creativity!

1. Shakers Galore!

Grab a variety of shakers - maracas, egg shakers, rainmakers, and anything that makes a sound when shaken. Let the children explore the different sounds and rhythms they can create with these instruments. Encourage them to shake to the beat of their favorite songs!

2. Drum Circle Fun

Set up a drum circle using various types of drums, such as hand drums, bongo drums, or even makeshift drums using buckets. Gather the children in a circle and take turns creating rhythms by tapping on the drums. This activity promotes cooperation and allows the children to practice listening skills.



101 Rhythm Instrument Activities for Young Children by Abigail Flesch Connors (Kindle Edition)

★★★★☆ 4.6 out of 5

Language : English
File size : 1541 KB
Text-to-Speech : Enabled
Screen Reader : Supported
Enhanced typesetting : Enabled
Word Wise : Enabled
Print length : 128 pages



3. Musical Instrument Parade

Organize a musical instrument parade where each child can choose an instrument to play while marching around. This activity encourages creativity and coordination as they parade to the beat of their own drum!

4. Pass the Tambourine

Sit the children in a circle and pass around a tambourine. Each child gets a turn to shake, tap, or strike the tambourine before passing it to the next person. This game allows them to explore different sounds and develop fine motor skills.

5. Dance Along with Castanets

Provide each child with a pair of castanets and play some lively music. Encourage them to dance and click the castanets together in time with the beat. This activity promotes rhythm awareness and physical movement.

6. Clap and Tap Rhythm Patterns

Create flashcards with different rhythm patterns using notes and rests. Let the children take turns clapping or tapping the rhythm patterns on the flashcards. This activity enhances their rhythmic accuracy and concentration.

7. Musical Freeze Dance

Play some energetic music and instruct the children to dance freely. Whenever the music stops, they have to freeze in their positions. This game not only develops their sense of rhythm but also teaches them to listen and respond to musical cues.

8. Ribbon Dancing

Tie colorful ribbons to handheld sticks and let the children twirl and dance with them to the beat of the music. This activity combines rhythmic movement with visual stimulation, fostering their creativity and coordination.

9. Xylophone Jam Session

Provide each child with a xylophone or a set of colorful tone bars. Guide them to play together, experimenting with different notes and creating their own melodies. This activity introduces them to basic music theory and encourages teamwork.

10. Make Your Own Rainstick

Guide the children in making their own rainsticks using recyclable materials like cardboard tubes, rice, and colorful tape. Once the rainsticks are finished, have them experiment with different shaking techniques to create the sound of falling rain. This craft activity combines creativity with musical exploration.

11. Jungle Drum Safari

Set up a safari-themed play area with jungle animal props and gathering drums or hand drums. Ask the children to create drumming sounds to imitate the animals they encounter on their imaginary jungle adventure. This activity lets their imagination run wild while practicing their drumming skills.

12. Musical Storytelling

Choose a favorite storybook and read it aloud to the children while incorporating rhythm instrument accompaniments. For example, play a drum roll during suspenseful moments or a shaker during lively scenes. This activity combines literacy with music, making storytelling more interactive and engaging.

13. Musical Relay Race

Divide the children into teams and set up a relay race course. Each team must complete a music-related task, such as playing a specific rhythm on a drum before passing the baton to the next teammate. This activity encourages teamwork, concentration, and quick thinking.

14. Rhythm Charades

Write down various musical rhythms on small cards, fold them, and place them in a jar. One child picks a card and silently demonstrates the rhythm using their chosen rhythm instrument. The others have to guess the rhythm being portrayed. This game enhances their rhythm recognition skills and creativity.

15. Musical Instrument Sorting

Gather a collection of different rhythm instruments, such as bells, tambourines, and triangles. Provide sorting containers labeled with different categories, such as "shakers," "drums," or "scrapers." Let the children sort the instruments into the appropriate containers based on their characteristics. This activity develops their categorization skills and introduces them to various rhythm instrument types.

16. Rhythm Hunt

Hide small rhythm instruments around a designated area. Give each child a list of instruments they need to find, emphasizing the importance of listening for the sounds the instruments make as clues. This activity enhances their listening skills and encourages exploration.

17. Grand Orchestra Performance

Choose a favorite piece of music and assign each child a different rhythm instrument part. Practice playing their respective parts separately, then have them come together for a grand orchestra performance. This activity promotes

teamwork and allows the children to experience the joy of creating music together.

18. Rhythm Follow the Leader

Designate one child as the "leader" who creates a rhythm pattern using a rhythm instrument. The others must follow the rhythm and repeat it back accurately. Rotate the leader role among the children to give everyone a chance to be in charge. This game enhances their rhythm imitation skills and fosters leadership abilities.

19. Rhythm Listening Station

Create a listening station where children can listen to different types of music or recorded rhythm patterns. Provide instruments that match the rhythms they hear, allowing them to mimic the patterns they are listening to. This activity trains their ear for rhythm and encourages auditory discrimination.


20. Rhythm Memory Game

Create pairs of cards with different rhythm patterns. Lay the cards facedown and let the children take turns flipping two cards at a time to find matching pairs. This game improves their memory skills and rhythm recognition.

These 101 rhythm instrument activities for young children offer an array of exciting and educational opportunities to explore the world of rhythm.

Incorporating these activities into their daily routines can help boost their musical development, improve coordination, and foster creativity. So, gather your rhythm instruments and embark on a musical journey filled with rhythm, harmony, and lots of fun!

[Back to Top](#)



101 Rhythm Instrument Activities for Young Children

by Abigail Flesch Connors (Kindle Edition)

★★★★☆ 4.6 out of 5

Language : English
File size : 1541 KB
Text-to-Speech : Enabled
Screen Reader : Supported
Enhanced typesetting : Enabled
Word Wise : Enabled
Print length : 128 pages




The perfect book to introduce rhythm instruments to young children! Children make the sound of the ocean waves using shakers, pretend to be a train using sand blocks, create a rainstorm with rhythm sticks, and perform circus tricks with jingle bells. Plus, they learn to play the instruments along with their favorite songs. 101 Rhythm Instrument Activities is perfect for parents, early childhood teachers, and music teachers who work with toddlers through age 6.




Unresolved Problems in Human Factors in Road and Rail Transport

: The field of transportation has made remarkable advancements over the years, enhancing our ability to travel efficiently and effectively. However, as road and rail...



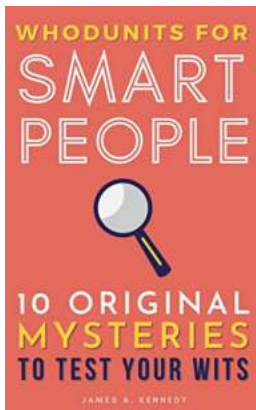
101 Rhythm Instrument Activities For Young Children

Are you looking for fun and engaging ways to introduce rhythm instruments to young children? Look no further, as we have compiled a comprehensive list of 101 rhythm...



Everything You Need to Know About the Imaging Handbook for Physical Therapists

As a physical therapist, your role is crucial in providing effective healthcare to your patients. While your focus lies in improving mobility and managing pain,...




Unveiling the World of Whodunits For Smart People: Explore the Thrilling Mysteries, Unravel Clues, and Exercise Your Detective Skills

Whodunits have always captivated readers and viewers with their intricate plots, compelling characters, and nail-biting suspense. These mystery genres,...




Texas Hold Em Rules Tips And Strategies I Don't Play Texas Hold Em Like a Rookie!

Texas Hold Em is one of the most popular poker variations played around the world. Whether you are a beginner or an experienced player, it's crucial to understand the...



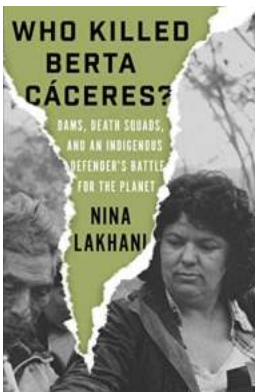
The Big Of Vintage Movie Posters: Uncover the Magic of Cinematic Art

Movie posters have always been an essential part of the cinema industry. They not only serve as a promotional tool but also hold the power to transport us into a different...



Accounting Control Best Practices by Steven Bragg - The Ultimate Guide

When it comes to managing a company's finances, accounting control best practices are essential to ensure accuracy, transparency, and compliance. One of the leading...



The Murder Of An Indigenous Defender And The Race To Save The Planet

On a cold night in the depths of the Amazon rainforest, tragedy struck. An indigenous defender, passionately fighting to preserve the delicate ecosystem and the rights of...

101 rhythm instrument activities

101 rhythm instrument activities pdf