

12 Foundational Stages On The Greatest Project You'll Ever Work On

Embarking on a project is like setting off on an adventure. The thrill of creating something amazing, the challenges that lie ahead, and the satisfaction of seeing your hard work come to life are all part of the journey. Whether you're starting a small-scale personal project or working on a large-scale professional endeavor, understanding and embracing the foundational stages of the project is critical for success.

Stage 1: Idea Generation

Every great project starts with an idea. It could be a problem you want to solve, an innovation you want to introduce, or a creative endeavor you want to pursue. The key is to brainstorm and generate as many ideas as possible. Allow yourself to think outside the box and explore different possibilities.

Stage 2: Research and Planning

Once you have a solid idea, it's time to delve into thorough research. Understand the market, the target audience, and the resources available to you. Develop a comprehensive plan that outlines the project's objectives, timeline, and budget. The more detailed your planning, the smoother the execution will be.



Constructing Your Career: 12 Foundational Stages on The Greatest Project You'll Ever Work On

by Steven Gregersen (Kindle Edition)

★★★★☆ 4.7 out of 5

Language : English

File size : 1006 KB

Text-to-Speech : Enabled

Screen Reader : Supported

Enhanced typesetting : Enabled
Word Wise : Enabled
Print length : 169 pages



Stage 3: Team Formation

Most projects require collaboration and teamwork. Identify the skill sets you need and assemble a team of individuals who are passionate, motivated, and dedicated to the project's success. Each team member should bring unique perspectives and expertise to the table, creating a strong foundation for the project.

Stage 4: Prototype Development

Turning your idea into a tangible product or concept is an exciting step. Start by creating rough prototypes or mock-ups to test feasibility and gather valuable feedback. The prototype development stage allows you to refine your idea, identify potential challenges, and make necessary adjustments before moving forward.

Stage 5: Resource Allocation

As the project progresses, it's crucial to allocate resources effectively. This includes financial resources, human capital, and technological tools. Assign tasks and responsibilities to team members, establish clear communication channels, and ensure everyone has access to the necessary resources to fulfill their roles.

Stage 6: Implementation and Execution

With a solid plan in place and the resources aligned, it's time to put your project into action. Execute each task and closely monitor progress to ensure everything

stays on track. Encourage effective collaboration among team members and address any roadblocks promptly.

Stage 7: Testing and Quality Assurance

Before launching the final product, it's essential to conduct rigorous testing and quality assurance. Identify potential flaws, assess usability, and make necessary improvements. This stage ensures that the end result meets or exceeds the expectations of your stakeholders, whether they are clients, customers, or end-users of the project.

Stage 8: Feedback Collection

Don't underestimate the power of feedback. Seek input from relevant parties to gain valuable insights and identify areas for improvement. Feedback can come from team members, stakeholders, or end-users. Use surveys, interviews, and analytics to collect data that will guide your decision-making process.

Stage 9: Iteration and Refinement

Based on the feedback collected, iterate and refine your project accordingly. This iterative process helps you fine-tune your product or concept and increases its chances of success. Embrace a growth mindset and be open to making necessary changes as you move forward.

Stage 10: Final Polishing

As you near the completion of your project, pay attention to every detail. Ensure that the final product, whether it's a physical item, a software application, or a creative work, is flawless. Polish the presentation, review the content, and make the necessary adjustments to guarantee excellence.

Stage 11: Launch and Marketing

It's time to showcase your hard work to the world. Plan a powerful launch, employ effective marketing strategies such as social media campaigns, content marketing, and advertising, and generate buzz around your project. Build anticipation and create excitement among your target audience.

Stage 12: Evaluation and Reflection

Once your project is out in the world, take the time to evaluate its performance and reflect on the lessons learned. Analyze the project's outcomes, assess its impact, and celebrate the successes. Identify areas for improvement and use the knowledge gained from this project to fuel your future endeavors.

In , working on a project is an incredible experience that requires dedication, teamwork, and careful planning. By understanding and embracing the foundational stages outlined above, you can navigate your journey with confidence and make your project the greatest one you'll ever work on.



Constructing Your Career: 12 Foundational Stages on The Greatest Project You'll Ever Work On

by Steven Gregersen (Kindle Edition)

★★★★☆ 4.7 out of 5

Language : English

File size : 1006 KB

Text-to-Speech : Enabled

Screen Reader : Supported

Enhanced typesetting : Enabled

Word Wise : Enabled

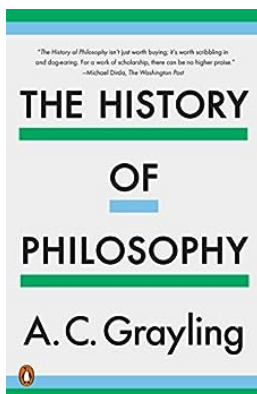
Print length : 169 pages



What if I were to tell you the conventional career intelligence publicly available surrounding careers in construction has mostly held you back?


This is the case for a few reasons. First, it's incomplete and missing context. Second, it doesn't provide a holistic approach to career development. And third, it's missing all the internal work that's first required to achieve career success, because we live from the inside out. You could spend years accruing bits and pieces of career intelligence for the construction industry, and that's what it has taken me. I will fast-track that for you, by guiding, inspiring, and directing you to achieve more recognition, higher compensation and faster career progression.

Are you ready to start construction on the greatest project you'll ever work on?




The History Of Philosophy Grayling

Philosophy, the pursuit of wisdom and knowledge, has been an integral part of human civilization since ancient times. It is a discipline that invites us to...




From Basics To Modernity: A Journey Through Time

In a constantly evolving world, where technology plays a significant role, it is crucial to understand the journey that has brought us from the basics to the modernity we...




A Practical Guide for Students Pursuing SC Fisheries Agriculture Horticulture

Welcome to our comprehensive guide for students who are interested in pursuing SC (Science Commerce) Fisheries Agriculture Horticulture. This practical guide...



Intercultural Marriage Promises And Pitfalls

Intercultural marriages bring together people from different cultural backgrounds, creating a rich and diverse environment for growth and understanding. However, like any...




The Hidden Gems of Jewish Gold Country: Unraveling the Rich History and Captivating Stories

They say a picture is worth a thousand words, but what if that picture encapsulates the rich history, mesmerizing landscapes, and captivating stories of Jewish Gold Country?...




Vernacular Design And Social Change: How Harnessing Local Perspectives Can Transform Communities

Design is not just about aesthetics; it has the power to shape societies and fuel social change. Vernacular design, in particular, focuses on incorporating local cultures,...



Community Medicine in Brief: Your Essential Guide for MD MPH Exams

Are you preparing for the MD MPH exams and looking for a concise yet comprehensive guide on community medicine? Look no further! In this article, we will provide you with a...



The Artistic Journey of Robert Mapplethorpe: A Fascinating Biography by Patricia Morrisroe

When we look at the world of modern photography, few names have left such a lasting impact as Robert Mapplethorpe. Through his provocative yet beautifully...