

Crochet Infinity Scarves: Simple Infinity Scarves To Crochet

Infinity scarves are a must-have accessory in any wardrobe. They are versatile, stylish, and perfect for layering during colder seasons. Crocheting your own infinity scarves allows you to add a personal touch to your outfits while exploring your creativity. In this article, we will share some simple crochet patterns for infinity scarves that you can easily make yourself.

1. Beginner's Easy Infinity Scarf Pattern

If you're new to crochet, this pattern is perfect for you. It uses basic stitches and is suitable for beginners. Start with a soft and chunky yarn to create a warm and cozy scarf that will keep you stylish and comfortable. The simplicity of this pattern allows you to experiment with different colors to match your personal style.



Crochet Infinity Scarves: 8 Simple Infinity Scarves to Crochet by Amy Eliza Wong (Kindle Edition)

★★★★☆ 4.5 out of 5

Language : English
File size : 4668 KB
Text-to-Speech : Enabled
Screen Reader : Supported
Enhanced typesetting : Enabled
X-Ray : Enabled

Print length : 73 pages



2. Lace Infinity Scarf Pattern

If you prefer a delicate and feminine look, try crocheting a lace infinity scarf. This pattern incorporates elegant lace motifs, giving your scarf a unique and intricate design. Use a lightweight and soft yarn to achieve an airy and delicate feel. This scarf is perfect for adding a touch of elegance to your outfit.



3. Chunky Cable Stitch Infinity Scarf Pattern

For a cozy and textured look, consider crocheting a chunky cable stitch infinity scarf. The cable stitch creates a beautiful braided pattern that adds depth and interest to your scarf. This pattern is perfect for colder months when you want to wrap yourself in warmth and style. Choose a bulky yarn and enjoy the process of creating a fashionable winter accessory.



4. Colorful Granny Square Infinity Scarf Pattern

If you love the classic granny square motif, why not incorporate it into your infinity scarf? Crochet a colorful granny square infinity scarf and add a playful touch to your outfit. This pattern is perfect for using up leftover yarn, as you can mix and match different colors. Wear this scarf as a statement piece that showcases your crochet skills.



5. Ribbed Infinity Scarf Pattern

A ribbed infinity scarf is both stylish and versatile, making it a great addition to your wardrobe. The ribbing technique adds elasticity to your scarf, allowing it to stretch and fit comfortably around your neck. Choose a soft and smooth yarn to highlight the ribbed texture. This pattern is perfect for creating a timeless and cozy accessory.



These simple crochet patterns provide a starting point for your creative journey into making infinity scarves. Whether you're a beginner or an experienced crocheter, there's a pattern for everyone. Explore different yarns, colors, and stitch patterns to make each infinity scarf a unique piece of art.

Get ready to stay warm and stylish with your very own handmade crochet infinity scarves!



Crochet Infinity Scarves: 8 Simple Infinity Scarves to Crochet by Amy Eliza Wong (Kindle Edition)

★★★★☆ 4.5 out of 5

Language : English
File size : 4668 KB
Text-to-Speech : Enabled
Screen Reader : Supported
Enhanced typesetting : Enabled
X-Ray : Enabled
Print length : 73 pages



Make these trendy accessories to add to your winter wardrobe!

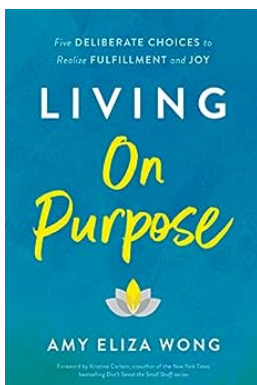
Crochet yourself a one-off infinity scarf with this collection of eight new and individual patterns. Choose from a selection ranging from a delicate, lacy crochet scarf to a unique design inspired by the traditional granny square. Or why not try the Perfectly Plaid infinity scarf inspired by recent catwalk collections?

Whether you are looking for the latest crochet ideas, a pattern for a trendy mobius scarf, or a contemporary take on a crochet classic, you will find it in this collection. All the scarves are perfect teamed with jeans and a sweater or paired with a winter coat for a walk in the country or the commute to work—and all the crochet techniques you need to get started are included.




Crochet Infinity Scarves: Simple Infinity Scarves To Crochet

Infinity scarves are a must-have accessory in any wardrobe. They are versatile, stylish, and perfect for layering during colder seasons. Crocheting your own infinity...




Five Deliberate Choices To Realize Fulfillment And Joy

Are you seeking lasting fulfillment and joy in your life? It's important to understand that these qualities are not simply a result of luck or circumstances, but rather the...



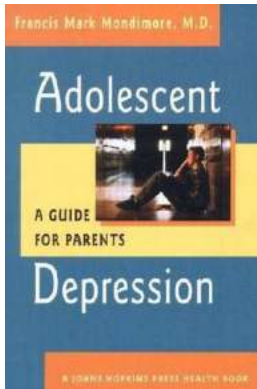
Unveiling the Dark Secrets: The Sinister Journey of the SS

The Schutzstaffel, commonly known as the SS, stood as an epitome of terror during the dark years of the Nazi regime. Formidable, cruel, and deeply...




The Widow Journey: Moving Forward with Grace and Resilience

Losing a spouse is an unimaginable pain. The grief and heartache that follow can be overwhelming, leaving one feeling lost, confused, and even hopeless. However, amidst the...




Adolescent Depression Guide For Parents - Understanding and Supporting Your Teen

Are you concerned about your teenager's sudden change in behavior? Is your child showing signs of prolonged sadness, low energy, and lack of interest in activities they...



The Fascinating Legacy of Blue Jacket: The Fearless War Chief of the Shawnees

When we think of Native American history, there are several iconic figures that come to mind. Their bravery, leadership, and resilience have left lasting imprints on our...



If The Devil Had Wife: Unveiling the Secrets of Hell's Most Powerful Couple

Have you ever wondered what life would be like if the Devil had a wife? Well, we are about to embark on a thrilling journey into the depths of the underworld to uncover the...



Crochet Infinity Scarves: Simple Infinity Scarves To Crochet

Infinity scarves are a must-have accessory in any wardrobe. They are versatile, stylish, and perfect for layering during colder seasons. Crocheting your own infinity...

crochet infinity scarf 8 ply