

Fungal Infections In Tissue Volume: Discover the Signs, Causes, and Effective Treatments!

Fungal infections can affect various parts of the body, including the skin, nails, and even the lungs. However, one specific type that may not be as widely discussed is fungal infections in tissue volume. These infections penetrate deep into the tissues, posing significant health risks if left untreated. In this comprehensive guide, we will delve into the causes, symptoms, and treatment options for fungal infections in tissue volume.

Understanding Fungal Infections in Tissue Volume

Before delving into the specifics, it's essential to grasp the concept of fungal infections in tissue volume. These infections occur when fungi invade the deeper layers of your skin, muscles, or organs. Fungal organisms can enter the body through different exposure sources, such as direct contact with contaminated surfaces, inhalation, or compromised immunity. Once inside, they thrive in warm and moist environments, establishing themselves in the tissues.

Causes and Risk Factors

Several factors can increase the risk of developing fungal infections in tissue volume. One primary cause is a weakened immune system, making individuals with conditions like HIV/AIDS, diabetes, or undergoing immunosuppressive therapy more vulnerable. Furthermore, prolonged use of broad-spectrum antibiotics can disrupt the natural balance of microorganisms in the body, creating an ideal environment for fungal overgrowth.

Fungal Infections in Tissue: Volume 4

by Arthur Pohan Kawilarang (Kindle Interactive Edition)



★★★★★ 5 out of 5
Language : English
File size : 255587 KB
Screen Reader : Supported
Print length : 196 pages
Lending : Enabled



Environmental factors also play a role. Warm and humid climates provide optimal conditions for fungi to grow, increasing the chances of infection. Additionally, poor hygiene practices, frequent contact with contaminated soils or surfaces, and wearing tight-fitting clothing can contribute to the onset of fungal infections in tissue volume.

Identifying Symptoms

Recognizing the symptoms of fungal infections in tissue volume is crucial for early detection and prompt treatment. The signs can vary depending on the affected site but often include persistent pain, swelling, redness, and warmth in the infected area. Furthermore, the tissue may appear discolored, and small overlying blisters or ulcers might be present. In severe cases, individuals may experience fever, chills, and a general feeling of malaise.

It's important to distinguish these symptoms from those of other common infections or conditions. If any of the aforementioned signs persist or worsen, seeking medical attention is essential for accurate diagnosis and appropriate treatment.

Treatment Options

Treating fungal infections in tissue volume often requires a multi-faceted approach. The choice of treatment depends on the severity of the infection, the affected site, and the individual's overall health. Antifungal medications are the primary line of defense and can be administered orally, topically, or intravenously.

For localized infections, topical antifungal creams or ointments can be effective in eliminating the fungi. However, in more severe cases, oral medications are typically prescribed to tackle the infection from within the body. In some instances, a combination of both topical and oral treatments may be necessary.

In addition to medication, proper wound care and hygiene practices are essential for managing fungal infections in tissue volume. Keeping the affected area clean and dry, avoiding tight clothing, and changing dressings regularly can aid in the healing process.

Prevention and

Preventing fungal infections in tissue volume primarily revolves around maintaining good hygiene and reducing exposure to fungi. This includes regular handwashing, avoiding sharing personal items, and wearing breathable clothing in hot and humid environments. If you have a weakened immune system or are at a higher risk, it may be necessary to take extra precautions, such as wearing gloves when gardening or avoiding high-risk areas.

In , fungal infections in tissue volume can pose significant health risks if left untreated. Recognizing the causes, symptoms, and treatment options are key to early intervention and successful management. Remember, prioritizing good hygiene practices and seeking timely medical assistance are essential for preventing and treating fungal infections in tissue volume effectively.



Fungal Infections in Tissue: Volume 4

by Arthur Pohan Kawilarang (Kindle Interactive Edition)

★★★★★ 5 out of 5

Language : English

File size : 255587 KB

Screen Reader : Supported

Print length : 196 pages

Lending : Enabled




The book is expected to be a quick reference in diagnosing fungi in tissues for medical professionals, laboratory technicians, medical students, and infectious diseases specialists.

In Volume 4, we discuss: Coccidioidomycosis, Mucormycosis, and *Penicillium marneffei* by the use of photomicrographs and video clips as if you were looking down the microscope

In this 3rd edition we have added: Coccidioidomycosis (GMS-Masson's trichrome and GMS-Van Gieson stain), Mucormycosis (GMS-Masson's trichrome and GMS-Van Gieson stain).


We hope this book can aid in the better diagnosis of fungal diseases.

-Video content only on Fire tablets (2nd generation and later), for Android phones and Android tablets.




Bob Dylan Oral Cultures And The Meaning Of History: The Columbia Oral History

Bob Dylan, an American singer-songwriter and cultural icon, has left an indelible mark on the history of music. His powerful lyrics and distinct voice have fascinated...



The Making Of An American Military Family In Time Of War

War not only affects the lives of those who serve on the front lines, but it also has a profound impact on the families left behind. This is the story of one American...




Children and Snow: Building a Snow Woman and Embracing the Magic of Winter

Winter is a season that brings joy, excitement, and wonder, especially for children. As soon as the first snowflakes start falling from the sky, kids eagerly await the...



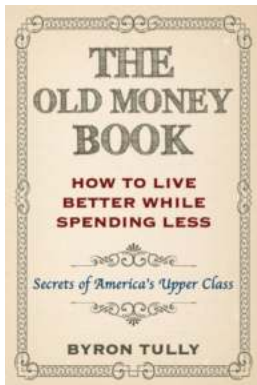
How to Make Girl Fall in Love With You

Are you looking to capture the heart of a special girl? Love is a beautiful feeling that can enrich our lives and bring true happiness. However, making someone fall in love...




How Republican Reformers Fought The Civil War, Defied Lincoln, and Ended Slavery

Throughout history, there have been pivotal moments that have shaped the course of nations. One such moment in American history was the Civil War, a conflict that tore the...



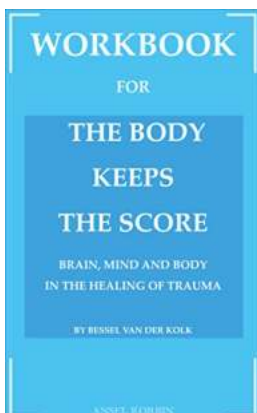
Living Better While Spending Less: Secrets of America's Upper Class

Have you ever wondered how the upper class in America live such extravagant lives while seemingly spending less than the average person? It's no secret that...



Marine Challenges: From Boot Camp to In-Country Leadership of Combined Action

Join us on a journey through the challenges faced by Marines, from the intense training of boot camp to the demanding leadership roles in the ever-changing landscape of...



The Incredible Connection Between Brain, Mind, and Body in the Healing of Trauma

In the realm of psychology and neuroscience, the relationship between the brain, mind, and body is a fascinating topic that has garnered significant attention in recent...

fungus infected tissue

fungus infected tissue

fungus infected tissue

fungus infected tissue