


# Going Beyond The Visuals To Produce Meaningful Insights And Drive Profitable

When it comes to analyzing data, many businesses focus solely on visualizations. While visual representations of data can certainly provide valuable insights, going beyond the visuals is essential for producing meaningful insights and driving profitable outcomes. In this article, we will explore the importance of going beyond the visuals and discuss strategies to extract deeper insights from data.

## The Limitations of Visual Data Analysis

Visual data analysis has become popular due to its ability to present complex information in a digestible and visually appealing format. Infographics, charts, and graphs make it easier for individuals to understand complex patterns, trends, and relationships. However, relying solely on visualizations can have its limitations.

Firstly, visualizations present a simplified version of the underlying data. While this simplification makes it easier for non-technical stakeholders to grasp the main points, it often means that intricate details and nuances are omitted. These details could be crucial in identifying hidden patterns or making accurate predictions.



## Actionable Profitability Analytics: Going Beyond The Visuals To Produce Meaningful Insights And Drive Profitable Behaviors by Scott Wise (Kindle Edition)

★★★★☆ 4.6 out of 5

Language : English  
File size : 11250 KB  
Text-to-Speech : Enabled  
Screen Reader : Supported  
Enhanced typesetting : Enabled

Word Wise : Enabled  
Print length : 144 pages



Secondly, visualizations can sometimes be deceptive. How data is presented visually can influence the viewer's perception and interpretation of the information. A visually appealing representation may mask underlying flaws, biases, or outliers, potentially leading to incorrect and ineffective decision-making.

## **Going Beyond the Visuals**

To produce meaningful insights and drive profitable outcomes, businesses must go beyond the surface-level visualizations and delve into the raw data itself. By doing so, they can uncover hidden patterns, correlations, and outliers, leading to more accurate predictions and informed decision-making.

### **1. Data Exploration and Cleaning**

Before visualizing the data, thorough exploration and cleaning are necessary. This step involves identifying missing values, handling outliers, and addressing any inconsistencies in the dataset. By cleaning the data, businesses can ensure that the visualizations accurately represent the underlying information.

### **2. Utilizing Statistical Techniques**

Incorporating statistical techniques can enhance the analysis process. Techniques such as regression analysis, hypothesis testing, and cluster analysis can uncover relationships, identify trends, and segment data into meaningful groups. These techniques allow businesses to dive deeper and extract valuable insights from the data.

### **3. Implementing Machine Learning Algorithms**

Machine learning algorithms can take data analysis to the next level. By leveraging algorithms such as linear regression, decision trees, or neural networks, businesses can develop predictive models that generate meaningful insights. These models can help identify opportunities, optimize processes, and drive profitability.

### **4. Interpretation and Contextual Factors**

While visuals provide a snapshot of the data, interpretation and contextual factors contribute to the meaningfulness of insights. Understanding the business context, industry trends, and customer behavior is crucial for drawing accurate conclusions from the data. By considering these factors, businesses can extract insights that translate into actionable strategies.

## **Driving Profitable Outcomes**

By going beyond the visuals, businesses can drive profitable outcomes through various avenues:

### **1. Identifying Key Performance Indicators (KPIs)**

Going deep into the data allows businesses to identify the key performance indicators (KPIs) that truly impact their bottom line. By focusing on the key metrics that drive profitability, businesses can allocate resources effectively and prioritize actions that will generate the most significant returns.

### **2. Improving Efficiency and Operations**


Through data analysis, businesses can uncover inefficiencies and bottlenecks in their operations. These insights enable businesses to streamline processes, identify cost-saving opportunities, and optimize resource allocation. By improving

efficiency, businesses can operate more profitably and gain a competitive advantage.

### 3. Enhancing Customer Understanding and Engagement

Data analysis provides valuable insights into customer behavior, preferences, and trends. By analyzing customer data, businesses can understand their target audience better and tailor their products, services, and marketing strategies accordingly. This enhanced understanding leads to improved customer engagement, loyalty, and ultimately, higher profitability.

While visual data analysis is undoubtedly helpful for communicating information effectively, it is crucial to go beyond the visuals to produce meaningful insights and drive profitable outcomes. By exploring and cleaning the data, utilizing statistical techniques and machine learning algorithms, and considering interpretation and contextual factors, businesses can uncover hidden patterns, make accurate predictions, and optimize their operations. By understanding the key drivers of profitability and improving customer engagement, businesses can ultimately achieve sustainable growth and success.



### Actionable Profitability Analytics: Going Beyond The Visuals To Produce Meaningful Insights And Drive Profitable Behaviors by Scott Wise (Kindle Edition)


★★★★☆ 4.6 out of 5

Language : English  
File size : 11250 KB  
Text-to-Speech : Enabled  
Screen Reader : Supported  
Enhanced typesetting : Enabled  
Word Wise : Enabled  
Print length : 144 pages




In the face of global recession, companies will have to make crucial tough decisions to optimize profitability against adverse market conditions. In his new book Actionable Profitability Analytics, Scott Wise, founder and CEO of Armada Consulting, captures his 25 years of experience in designing, developing, and deploying customer and product profitability analytics solutions for top global institutions. The book explores the deficiencies in typical financial performance management, and how to transform customer information into insights that drive bottom line impacts.

Whether you are just starting a customer profitability analytics program or searching for improvements to existing solutions, this book will empower you with the analytics capability to make profitable decisions with an unprecedented depth and granularity of information, instead of relying on limited data or gut feeling.




## How Ultra Changed History Studies In Intelligence

During World War II, a groundbreaking intelligence operation drastically altered the course of history. This operation, codenamed "Ultra," revolutionized the...




## The Native American Herbalist Bible 12 In: A Treasure Trove of Ancient Wisdom

The Native American Herbalist Bible 12 In. is a remarkable collection of knowledge, passed down through generations of Native American tribes, that...




## The Purple Of Boundaries: Jasper Edition

Unveiling the Mesmerizing Beauty of The Purple Of Boundaries Jasper Edition Imagine standing on the edge of a majestic, awe-inspiring landscape adorned with vibrant hues of...




## Unveiling the Divine Within: Explore the Profound Writings on Enlightenment

Enlightenment, the ultimate pursuit of humanity, has captured the attention of seekers throughout history. The quest to uncover the divine within has led great thinkers,...



## Chemical Technology: An Integral Textbook - A Comprehensive Guide for Future Chemists

Chemical technology is a vast field encompassing various aspects of chemistry, engineering, and industrial processes. With its wide range of applications in industries such...



## Renewable Electricity: Powering a Sustainable Future

The Rise of Renewable Electricity Renewable electricity is revolutionizing the energy sector, offering a sustainable solution to our growing power needs...

GOING BEYOND THE VISUALS  
TO PRODUCE MEANINGFUL INSIGHTS  
AND DRIVE PROFITABLE RESULTS

## ACTIONABLE PROFITABILITY ANALYTICS



SCOTT WISE

## Going Beyond The Visuals To Produce Meaningful Insights And Drive Profitable

When it comes to analyzing data, many businesses focus solely on visualizations. While visual representations of data can certainly provide valuable insights, going beyond...

## SHORT SALE SECRETS HOW TO LIST AND SELL SHORT SALES

Scott Kenkel, Author

The Undisputed "How-To" Guidebook for LEARNING HOW TO LIST and SELL More Short Sales... a "Must Have" Business Building Tool for any Success Focused Real Estate Agent interested in LISTING, SELLING and CLOSING More Short Sales than ever before.



## Secrets to Listing and Selling Short Sales: Unveiling Short Sale Success for Agents

Are you an agent seeking to enhance your expertise in real estate transactions? Look no further, as we bring you the ultimate guide on how to list and sell short sales....