

Homemade Soap and Body Butter: The Coconut Oil Miracle



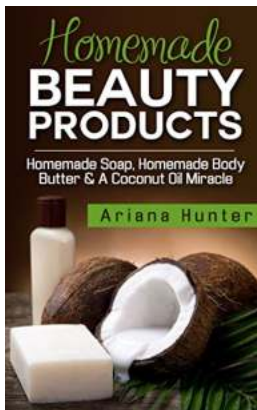
The Wonders of Coconut Oil for Your Skin

Coconut oil has long been hailed as an essential ingredient in the realm of homemade cosmetics. With its rich moisturizing properties and natural

antibacterial benefits, coconut oil has become a staple in many DIY beauty routines. In this article, we will explore the extraordinary benefits of coconut oil and learn how to make homemade soap and body butter using this miracle ingredient.

Homemade Soap: A Delightful and Nourishing Experience

There's nothing quite like using a bar of homemade soap to cleanse your skin and invigorate your senses. While commercial soaps often contain harsh chemicals that can strip your skin of its natural oils, homemade soap provides a gentle and nourishing experience. By using quality ingredients such as coconut oil, you can create bars of soap that leave your skin feeling soft, moisturized, and healthy.



Homemade Beauty Products: Homemade Soap, Homemade Body Butter & a Coconut Oil Miracle (Coconut Cures, DIY Body Butter, Save Money, Coconut Oil Hacks) by Ariana Hunter (Kindle Edition)

★★★★☆ 4.2 out of 5

Language : English
File size : 1028 KB
Text-to-Speech : Enabled
Screen Reader : Supported
Enhanced typesetting : Enabled
Print length : 28 pages
Lending : Enabled





The Key Ingredients for Homemade Soap

When it comes to making your own soap, understanding the key ingredients is essential. Coconut oil acts as a natural moisturizer, offering deep hydration to your skin. It also aids in creating a rich lather that leaves you feeling clean and refreshed. Other ingredients like essential oils, shea butter, and honey have their unique benefits, providing additional nourishment and aromatherapy for your skin.

The Art of Soap Making

Soap making is an art that allows you to unleash your creativity while caring for your skin. We'll walk you through the step-by-step process of creating your own soap bars using coconut oil, ensuring you have luxurious and gentle suds for your daily cleansing routine. With the right tools and ingredients, you'll be able to craft unique soap bars tailored to your skin's needs.

Homemade Body Butter: Indulgence for Your Skin

If you're looking for an ultra-moisturizing treat for your skin, homemade body butter is the answer. By combining the nourishing benefits of coconut oil with other natural ingredients like shea butter and essential oils, you can create a luxurious moisturizer that melts into your skin, leaving it smooth, hydrated, and glowing.



The Magic of Coconut Oil in Body Butter

Coconut oil is the secret ingredient that makes homemade body butter truly magical. Its high-fat content provides deep hydration, while its antioxidants work to repair and protect your skin from environmental damage. Whether you have dry, sensitive, or aging skin, coconut oil in body butter is a versatile solution to nourish and pamper your skin.

Create a Personalized Body Butter Blend

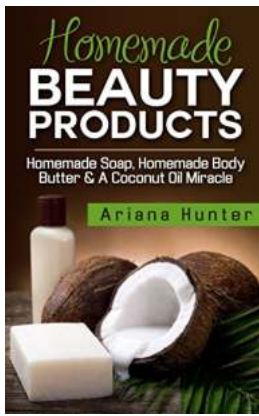
The beauty of homemade body butter lies in the ability to create customized blends tailored to your specific skin needs. From whipped body butter infused with lavender for relaxation to citrus-infused blends that awaken and energize, the options are endless. With a few basic ingredients and a keen eye for experimentation, you'll soon discover your favorite body butter recipe.

The Coconut Oil Miracle: Beyond Soap and Body Butter

Coconut oil offers a myriad of other benefits besides soap and body butter. From promoting hair health to acting as a natural makeup remover, its versatility knows no bounds. You can also explore different DIY coconut oil remedies, such as using it as a lip balm, cuticle oil, or as a soothing treatment for sunburns. The possibilities are endless when it comes to incorporating coconut oil into your beauty routine.

In

Homemade soap and body butter are delightful creations that not only nourish your skin but also provide an opportunity for creative self-expression. By harnessing the power of coconut oil, you can enjoy the moisturizing, antibacterial, and revitalizing benefits it offers. So why not embark on an exciting journey of making your own soap and body butter? Unleash your creativity, care for your skin, and revel in the coconut oil miracle!



Homemade Beauty Products: Homemade Soap, Homemade Body Butter & a Coconut Oil Miracle (Coconut Cures, DIY Body Butter, Save Money, Coconut Oil Hacks) by Ariana Hunter (Kindle Edition)

★★★★☆ 4.2 out of 5

Language : English
File size : 1028 KB
Text-to-Speech : Enabled
Screen Reader : Supported
Enhanced typesetting : Enabled
Print length : 28 pages
Lending : Enabled



Homemade Beauty Products: Homemade Soap, Homemade Body Butter & a Coconut Oil Miracle

Do you want to learn how to save money by making your own amazing beauty products?

Beauty products today are incredibly expensive and can often be harmful to our skin! Why break the bank and end up with irritated skin that is full of chemicals when you can make beauty products at home with all natural ingredients? Find ways to use what's already in your refrigerator to enhance your beauty!

By making your own beauty products you not only save a ton of money, but you also ensure that you're aware of every single ingredient that goes into each individual product. Homemade beauty products are really fun and they allow you to express your creative side to the fullest.

You Will Receive Detailed Information On:

-Cellulite scrubs

-Acne treatments

-Soothing Spa Scrubs

- The Many Uses of Coffee!

-Coconut Oil in Beauty Products

-Say Goodbye to Acne, Blackheads


A Free Gift

And MUCH MUCH MORE!

This homemade beauty product book will provide you with all the right tools when creating your own beauty products! Learn what ingredients to mix together and become the inventor you never knew you were!


Scroll to the top of the page and download your copy right now

TAGS: homemade beauty products, DIY body butter, homemade soap, coconut oil miracle, homemade body lotions, homemade soap recipes, coconut oil miracle, apple cider vinegar




Painless Vegan Slow Cooker Recipes For Lazy People

Are you a lazy vegan who struggles with spending long hours in the kitchen? If so, then this article is perfect for you! We've compiled a list of delicious and...




The Ultimate Guide to Mastering Chess: American Chess School Volume

Chess is not just a game; it's a true test of strategic thinking, logic, and foresight. It has been enjoyed by millions of people worldwide for centuries. While some play it...




The Struggle For Form: Unraveling the Secrets of Achieving Success

As human beings, we constantly find ourselves on a quest for success and fulfillment in various aspects of our lives. Whether it's in our careers, relationships, or personal...



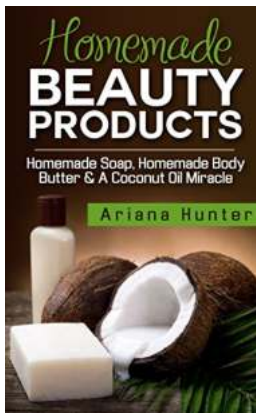
Teachers Liberalism And The Origins Of McCarthyism

Throughout history, education has played a pivotal role in shaping the minds of future generations. Teachers, in their pursuit of enlightening young minds, often...



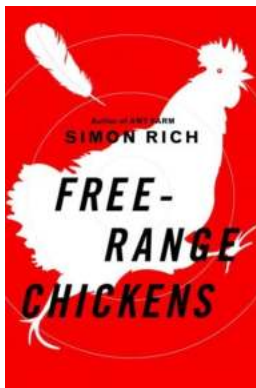
5th Ctrg Volume Lecture Notes In Civil Engineering 219: Exploring the World of Civil Engineering

Are you fascinated by the wonders of civil engineering? Do you want to learn more about the latest innovations and research in this field? Look no further than the 5th Ctrg...




Homemade Soap and Body Butter: The Coconut Oil Miracle

The Wonders of Coconut Oil for Your Skin Coconut oil has long been hailed as an essential ingredient in the realm of homemade cosmetics. With its rich...



The Amazing Journey of Simon Rich and his Free Range Chickens

Have you ever wondered what it's like to be a free-range chicken? Well, let me introduce you to Simon Rich, the man who made it his life's mission to give these birds the...



The World As Will And Representation Vol.: A Deeper Dive Into Schopenhauer's Philosophy

The World as Will and Representation is a groundbreaking philosophical work written by the renowned German philosopher Arthur Schopenhauer. Published in two volumes in 1818...

