

How To Create NFT Art: A Comprehensive Guide

Are you fascinated by the world of digital art and intrigued by the concept of non-fungible tokens (NFTs)? If so, you've come to the right place. In this article, we will provide a comprehensive guide on how to create NFT art and navigate the exciting realm of the blockchain.

Table of Contents

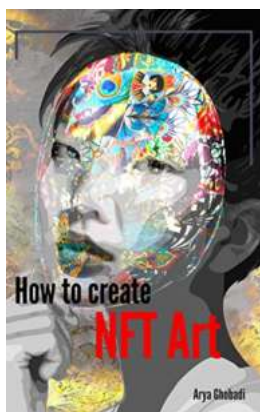
- What is an NFT?
- Benefits of NFT Art
- Creating NFT Art
- Choosing the Right NFT Platform
- Minting Your NFT
- Marketing Your NFT Art
- Selling Your NFT

What is an NFT?

An NFT, or non-fungible token, is a type of cryptographic token that represents ownership or proof of authenticity of a unique item or piece of digital content. Unlike cryptocurrencies such as Bitcoin or Ethereum, which are fungible and can be exchanged on a one-to-one basis, NFTs are one-of-a-kind and cannot be replicated or replaced with something else.

Benefits of NFT Art

NFT art has gained significant popularity in recent years due to its unique benefits:



How to create NFT Art: The complete beginner's guide to cryptoart (Crypto art , cryptoart , blockchain art , cryptocurrency art , solsea , metaverse investing ...) (Everything about cryptocurrencies)

by Arya Ghobadi ([Print Replica] Kindle Edition)

★★★★☆ 4.6 out of 5

Language : English

File size : 1930 KB

Screen Reader : Supported

Print length : 129 pages

Lending : Enabled



- Ownership and authenticity: NFTs enable artists to prove the ownership and authenticity of their digital artworks, protecting them from unauthorized duplication or plagiarism.
- Immutable record: Each transaction of an NFT is recorded on the blockchain, providing a transparent and immutable history of ownership transfers.
- Revenue potential: NFTs allow artists to sell their digital creations directly to collectors and earn royalties from future sales, providing a new stream of income.

Creating NFT Art

Now that you understand the concept of NFTs and their benefits, let's dive into the process of creating your first NFT artwork.

1. **Choose your medium:** Decide whether you want to create a static image, a digital painting, a short video clip, or even a 3D model. The possibilities are endless, so let your creativity guide you.

2. **Create your artwork:** Utilize your preferred software or tools to bring your vision to life. Experiment with different techniques and explore the unique aspects of the digital medium.

3. **Optimize your file:** Ensure that your artwork is properly formatted, compressed, and optimized for the NFT platform you choose. This step is crucial to maintain the quality and file size within the platform's specifications.

4. **Metadata and description:** Prepare a detailed description of your artwork, including its title, dimensions, creation process, and any other relevant details. This information will be essential for potential buyers to understand and appreciate your piece.

5. **Set a price:** Determine the value of your artwork and set a suitable price for it. Factors to consider include your reputation as an artist, the uniqueness of the piece, and market demand.

Choosing the Right NFT Platform

With your artwork ready, the next step is to choose the right NFT platform to mint and showcase your creation. Some popular platforms include:

- Platform 1: Description of platform 1 and its features.
- Platform 2: Description of platform 2 and its features.

- Platform 3: Description of platform 3 and its features.

Research each platform, compare their fees, user interface, community, and overall reputation to make an informed decision.

Minting Your NFT

Once you have selected the platform, proceed with minting your NFT:

1. **Create an account:** Sign up for an account on the chosen platform and complete the necessary verification steps.
2. **Connect your digital wallet:** Link your digital wallet, such as MetaMask or Trust Wallet, to your NFT platform account. This wallet will hold your NFTs and enable transactions.
3. **Upload your artwork:** Follow the platform's instructions to upload your artwork file and enter the required details, including the title, description, and price.
4. **Choose royalty options:** Some platforms allow artists to set royalty percentages, meaning they earn a percentage every time their NFT is resold in the future. Consider whether you want to utilize this feature.
5. **Mint your NFT:** Pay the necessary minting fees and confirm the transaction to create your NFT on the blockchain.

Marketing Your NFT Art

Now that your NFT is minted, it's time to market and promote your artwork:

1. **Utilize social media:** Leverage your existing social media platforms to showcase your NFT art. Share sneak peeks, behind-the-scenes content, and

engage with your audience to build awareness and generate interest.

2. **Join NFT communities:** Participate in online communities and platforms dedicated to NFT art. Interact with fellow artists, collectors, and potential buyers. This networking can lead to collaborations and exposure in the NFT space.

3. **Collaborate with influencers:** Consider collaborating with influencers or well-known artists to reach a wider audience. By partnering with individuals who already have a following in the NFT community, you can gain more visibility for your artwork.

4. **Create scarcity or exclusivity:** Offer limited editions or exclusive perks to incentivize collectors to acquire your NFT. This can include bonus content, physical artwork, or access to exclusive events.

Selling Your NFT


When it comes to selling your NFT, there are various options:

1. **Auctions:** List your NFT in a timed auction, allowing potential buyers to bid on your artwork. This creates excitement and competition, potentially driving up the final sale price.

2. **Direct sales:** Set a fixed price for your NFT and make it available for immediate purchase. This option provides a straightforward buying experience for collectors who are ready to acquire your artwork.

3. **Secondary markets:** If your NFT has already been sold, it can be resold on secondary markets. Some platforms enable automatic royalty payments to the original creator whenever a secondary sale occurs.

Creating NFT art is an exciting journey that opens new possibilities for digital artists. By following this comprehensive guide, you have learned how to create, market, and sell your NFT art, stepping into the vibrant world of blockchain-based creativity.



How to create NFT Art: The complete beginner's guide to cryptoart (Crypto art , cryptoart , blockchain art , cryptocurrency art , solsea , metaverse investing ...) (Everything about cryptocurrencies)

by Arya Ghobadi ([Print Replica] Kindle Edition)

★★★★☆ 4.6 out of 5

Language : English

File size : 1930 KB


Screen Reader : Supported

Print length : 129 pages

Lending : Enabled




NFT art has been making headlines across industries for months straight. Thus, it comes as no surprise that many want to know how to create NFT art, how to sell, buy, and what not! Some are in it for the money, hoping to make a break like Beeple did with his record \$69 million sales (unfortunately, that doesn't happen every day). On the other hand, some others are fascinated by all that NFTs offer and simply want to become a part of this ever-growing community of artists, collectors, creators, and more.



The Ultimate Guide to a Perfect Smile: Learn the Secrets from Renowned Surgeons!

Are you tired of hiding your smile because of stained or crooked teeth? Do you dream of having a perfect smile that can light up a room? Well, you are not alone! Many...




A Beginner's Guide to America: Explore the Land of Opportunities

Are you planning a trip to the United States of America, but feeling overwhelmed and unsure of what to expect? Fear not! This beginner's...




Careers In Psychology: Opportunities In a Changing World

Psychology is a fascinating field that offers a wide array of career opportunities in today's ever-changing world. As our society evolves, so do the issues that individuals...



Lost In Schizophrenia: The Incredible Story of Barb Bailey

Have you ever wondered what it would be like to lose touch with reality? To have your mind filled with illusions and hallucinations that make it impossible to distinguish...




Radical Changes For Association's 10th Anniversary Edition

The Evolution of Association - A Decade of Success As Association celebrates its 10th anniversary, it is time to reflect on the remarkable journey it has...




The Mysteries Unveiled: An Introduction To The Spirit World

Have you ever wondered what lies beyond the veil of our physical reality? Are you curious to explore the ethereal realms that exist outside our limited perception? Welcome...



Unveiling the Mysteries of the Host of Many Hades and His Retinue

Hidden deep in the realms of Greek mythology lies an enigmatic character known as the Host of Many Hades. This intriguing figure, accompanied by a retinue of loyal followers,...



The Ultimate Guide To Create Buy Sell Crypto Art And Make Money In Digital Art

In recent years, the digital art market has experienced a significant boom with the emergence of NFTs (non-fungible tokens) and blockchain technology....

