

How To Make Reusable Christmas Gift Bags



Christmas is a time of giving and receiving gifts, and with that comes the tradition of wrapping presents. However, this year, why not opt for an eco-friendly and reusable alternative to traditional wrapping paper? In this article, we will guide you through the process of making your very own reusable Christmas gift bags.

Why Choose Reusable Gift Bags?

Reusable gift bags are a fantastic option for several reasons. Firstly, they are more environmentally friendly. Each year, millions of tons of wrapping paper end up in landfills, contributing to pollution. By using reusable gift bags, you can greatly reduce your carbon footprint and help protect the planet.



How To Make Reusable Christmas Gift Bags: A Frugal Crafting DIY Book by Andrea Reynolds (Kindle Edition)

★★★★☆ 4.5 out of 5

Language	: English
File size	: 68079 KB
Text-to-Speech	: Enabled
Enhanced typesetting	: Enabled
Print length	: 46 pages
Lending	: Enabled
Screen Reader	: Supported



Secondly, reusable gift bags are practical. They can be used year after year, saving you money in the long run. Additionally, they are much easier to use than traditional wrapping paper. No more struggling with scissors and tape – simply place the gift in the bag, tie a ribbon or string around the top, and you're done!

Materials Needed

To make your own reusable Christmas gift bags, you will need the following materials:

- Fabric in various festive patterns
- Scissors

- Needle and thread
- Ribbon or string
- Optional: decorations such as buttons, beads, or fabric paint



Step-by-Step Guide

1. Start by measuring and cutting your fabric to the desired size for your gift bag. Remember to leave extra room for the seams.

2. Fold the fabric in half, with the right sides facing each other, and sew along the sides to create a pouch.
3. Turn the pouch right side out and fold the top edge inward to create a clean hem. Sew along the hem to secure it.
4. If desired, decorate the front of the bag with buttons, beads, or fabric paint.
5. Cut a piece of ribbon or string, long enough to go around the top of the bag. Thread it through the hem, leaving equal lengths on both sides.
6. Your reusable Christmas gift bag is now ready to use! Simply place your gift inside, pull the strings to close the bag, and tie a bow.

How To Personalize Your Gift Bags

One of the best aspects of making your own reusable gift bags is the ability to personalize them. Here are some ideas to add a special touch to your bags:

- Create individual gift bags for each family member, using their favorite colors or patterns.
- Use fabric paint to write personalized messages, such as "Merry Christmas" or the recipient's name.
- Sew on small fabric shapes or appliques that represent the recipient's hobbies or interests.

By choosing to make your own reusable Christmas gift bags, you are not only being environmentally conscious but also creating a beautiful and practical alternative to traditional wrapping paper. These bags can be used year after year, reducing waste and saving you money. So why not give it a try this holiday season and spread the joy of eco-friendly gifting?



How To Make Reusable Christmas Gift Bags: A Frugal Crafting DIY Book by Andrea Reynolds (Kindle Edition)

★★★★☆ 4.5 out of 5

Language : English
File size : 68079 KB
Text-to-Speech : Enabled
Enhanced typesetting : Enabled
Print length : 46 pages
Lending : Enabled



Are you tired of fighting wrapping paper and tape every year? Is the thought of that same paper ending up in garbage bags within minutes driving you crazy? Do you want a way to elevate your gift giving? Look no further than this amazing book on creating reusable gift bags.

Need a little help getting into the Holiday Spirit? Crafting has helped my mental health more than I can say. Creating something with your own two hands during uncertain times de-stresses both the mind and body. You will also have something tangible to show that you did accomplish something. Embrace quality that will last over cheap disposable nonsense.

This book is designed for beginners to advanced sewers. If you've never taken the plunge into creating a project with a sewing machine, now is the time. This book even provides instructions for a non-sewing project.

Learn how to make the following:

- Metal Tin Gift Boxes
- Gift Card Bags
- Santa's Big Gift Sack
- Boozy Wine Bottle Bag
- How to Create Wrap for a non-standard Size Present
- Classic Gift Bag Design

Take the time for you and make something you can be proud of. Tune out all the noise and delve into a creative project. There is a detailed guide that is easy to

follow to create different types of gift bags. The projects will come together faster than you could have thought.

Amaze your friends and family with amazing handmade gift wrap options.

You will have clear simple instructions and lots of colorful pictures (If supported on your Kindle; the paperback will be in color) to make your own treasured gift bags and tins. It is not difficult but looks like it is. Most important is that making it yourself is fun.

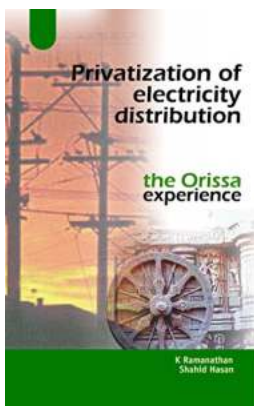
Are your kids driving you crazy? Take a deep breath, hide, and let yourself de-stress with a fulfilling craft.

100% Author created original content!



Cross Border Enforcement Of Debts In The European Union Default Judgments

Are you struggling to recover your debts from another European Union (EU) country? Do you face frustration and complexity while enforcing your default judgments across...




The Orissa Experience: Privatization Of Electricity Distribution Unveiled

Privatization has long been a topic of controversy when it comes to essential services, and electricity is no exception. In the Indian state of Orissa, the shift from a...



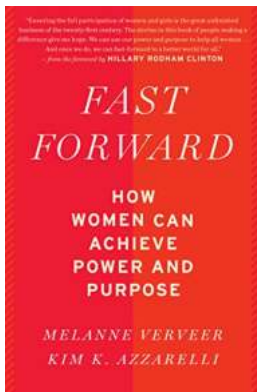
How To Make Reusable Christmas Gift Bags

Christmas is a time of giving and receiving gifts, and with that comes the tradition of wrapping presents. However, this year, why not opt for an eco-friendly...




Practice Makes Perfect French Sentence Builder Second Edition: Master Your French Language Skills with Immersive Exercises

Are you struggling to form grammatically correct French sentences? Do you want to enhance your vocabulary and improve your language skills? Look no further because the...




Empowering Women: Unlocking Power and Purpose

Why settle for anything less than power and purpose in life? For centuries, women have fought tooth and nail to break free from societal norms and carve their own paths...




The Game Changer In The Mental Health Profession

The field of mental health has long been a crucial component of overall well-being. As our understanding of mental health disorders and their impact on...



The Secret Government: Unraveling the Web of Intrigue in the Mysterious Death of Danny Casolaro

... The world has always been fascinated by conspiracy theories, secret organizations, and intriguing deaths shrouded in mystery. One such puzzling case is the untimely...



Studies In Law Politics And Society 82: Exploring the Intersection of Law and Politics

Law and politics are two interconnected fields that shape our society and govern our daily lives. Whether we realize it or not, these two disciplines are...

[how to make reusable christmas cracker hats](#)

[how to make reusable fabric christmas crackers](#)

[how to make your own reusable christmas crackers](#)