

# How To Make Your Own Dish Antenna From Just Household Parts

Do you want to enhance your TV reception without spending a fortune on a new dish antenna? Well, we have good news for you! With a few household items, you can make your own dish antenna that will boost your signal strength and improve your television viewing experience.

## The Importance of a Dish Antenna

A dish antenna, also known as a satellite dish, is a parabolic reflector that is used to receive and transmit radio waves. It plays a crucial role in receiving signals from satellite TV providers, allowing you to access a wide range of channels and programs from the comfort of your home.

However, purchasing a dish antenna from a store can be expensive, especially if you are on a tight budget. That's why learning how to make your own dish antenna using household parts can be a game-changer.



## How to Make Your Own Dish Antenna from Just Household Parts

by Sarah Susanka (Kindle Edition)

★★★★☆ 4.2 out of 5

Language : English

File size : 221 KB

Text-to-Speech : Enabled

Enhanced typesetting : Enabled

Word Wise : Enabled

Print length : 5 pages

Screen Reader : Supported



## **Gather the Required Materials**

Before you start building your dish antenna, make sure you have the following household materials:

- A large round satellite dish (size depends on your preference)
- An empty soda can
- A small piece of copper wire
- A metal rod or pole

Once you have all the materials ready, you can proceed to build your very own DIY dish antenna, following the step-by-step instructions provided below.

### **Step 1: Prepare the Satellite Dish**

The first step is to clean the satellite dish thoroughly to ensure optimal signal reception. Use warm soapy water and a sponge to remove any dirt or debris that may have accumulated on the surface. Rinse it off with clean water and pat it dry with a soft cloth.

### **Step 2: Attach the Soda Can**

With a drill, make a small hole at the bottom of the soda can. This will serve as the feed horn, allowing the signals to be directed towards the satellite dish. Use the wrench to secure the soda can to the center of the satellite dish, making sure it is positioned at the focal point of the parabolic reflector.

### **Step 3: Aligning the Dish**

Now that the soda can is attached, you need to align the dish correctly to optimize signal reception. Mount the dish on a metal rod or pole, ensuring it has a clear line of sight to the satellite. Use a compass to determine the satellite's

direction and adjust the dish accordingly. You can refer to satellite locator websites or contact your satellite TV provider for precise coordinates.

#### **Step 4: Connecting the Copper Wire**

Take the small piece of copper wire and attach it to the soda can using a screw or by bending it around the can without blocking the opening. This wire will act as a signal feed to your TV or satellite receiver.

#### **Step 5: Connecting to Your TV or Satellite Receiver**

If you have an old satellite TV receiver, you can connect the copper wire directly to it using the appropriate connectors or cables. Otherwise, you can connect the wire to your TV's antenna input. Make sure to secure the wire properly for a stable connection.

#### **Step 6: Fine-tuning and Adjustments**

Now that everything is set up, it's time to fine-tune your DIY dish antenna. Turn on your TV or satellite receiver and scan for available channels. Adjust the dish's position slightly to achieve the best reception quality. You may need to repeat this step a few times before finding the optimal positioning.

#### **Enjoy the Improved TV Reception!**

With your DIY dish antenna now in place, you can enjoy a more reliable and enhanced TV reception. Spend some time experimenting with different positions to find the best signal. You'll be amazed at the improved image and audio quality you can achieve without breaking the bank!

Remember, making your own dish antenna from household parts may not provide the same level of performance as a store-bought one. However, it is a cost-effective solution that can significantly boost your TV viewing experience.

So, why not give it a try? With a little effort and the right materials, you can make your own dish antenna and enjoy a world of entertainment without spending a fortune!



## How to Make Your Own Dish Antenna from Just Household Parts


by Sarah Susanka (Kindle Edition)

★★★★☆ 4.2 out of 5

Language : English  
File size : 221 KB  
Text-to-Speech : Enabled  
Enhanced typesetting : Enabled  
Word Wise : Enabled  
Print length : 5 pages  
Screen Reader : Supported



A science project that you can make at home for just your radio or maybe something more, well...




## Creating The Landscape Of Home: A Guide to Transforming Your Space

When it comes to a home, the landscape plays a crucial role in defining its overall aesthetics and functionality. The way you design and maintain your outdoor space can...




## How To Make Your Own Dish Antenna From Just Household Parts

Do you want to enhance your TV reception without spending a fortune on a new dish antenna? Well, we have good news for you! With a few household items, you can make your own...



## Unveiling the KGB Lexicon: The Soviet Intelligence Officers Handbook that Shook the World

In the clandestine world of intelligence operations, where shadows dance and secrets whisper, few publications have captured the imagination of both spies and enthusiasts...




## Unveiling the Ultimate Study Guide for Nurses Sitting for the CPAN and CAPA Exams

Are you a nurse aspiring to advance your career in perioperative nursing? Look no further! In this comprehensive study guide, we will equip you with all the necessary tools...




## Inspiring Health And Wholeness In Your Home, Heart, And Community

Are you ready to embark on a journey towards a healthier and more fulfilling life? Look no further! In this article, we will explore various ways to inspire health...



## The Ultimate Handbook For Clinicians And Developers: Unlocking Current Issues In Neuropsychology

Neuropsychology is an evolving branch of psychology that focuses on understanding the relationship between the brain and behavior. It encompasses various aspects of cognition,...



## Master The Essential Skills Of Gypsy Jazz Guitar Rhythm Soloing Play Gypsy Jazz

Gypsy Jazz, also known as Jazz Manouche, is a unique style of jazz that originated in the 1930s. It blends traditional Romani music with swing jazz elements,...



## Unleash the Soulful Sound of Delta Blues Slide Guitar

Delta Blues Slide Guitar is a true testament to the power of music as an outlet for raw emotions and storytelling. This unique style of guitar playing, originating from the...

[how to make your own minecraft skin](#)

[how to make your own texture pack](#)

[how to make your own minecraft server](#)

[how to make your own discord bot](#)