

How To Maximize Quality And Yield In Your Cannabis Garden: A Comprehensive Guide

Are you tired of putting in countless hours of effort and not getting the results you expected from your cannabis garden? Don't worry, you are not alone. Many cannabis enthusiasts face challenges when it comes to maximizing the quality and yield of their plants. However, with the right knowledge and techniques, you can turn your cannabis garden into a thriving and highly productive space.

Why Quality and Yield Matter

Before diving into the strategies to maximize quality and yield, let's understand why these two factors are crucial for any cannabis gardener.

Quality refers to the overall potency, flavor, and aroma of your cannabis. It determines the experience users will have once they consume your product. Higher quality cannabis not only brings more satisfaction to users but also commands a higher price in the market.



Marijuana Harvest: How to Maximize Quality and Yield in Your Cannabis Garden

by Ed Rosenthal (Kindle Edition)

★★★★☆ 4.6 out of 5

Language : English

File size : 33874 KB

Text-to-Speech : Enabled

Screen Reader : Supported

Enhanced typesetting : Enabled

Word Wise : Enabled

Print length : 349 pages



Yield, on the other hand, relates to the amount of cannabis you can harvest from your garden. A higher yield ensures that you have an abundant supply of cannabis for personal use or commercial purposes. A successful harvest can also provide you with the opportunity to share your bountiful harvest with friends and fellow enthusiasts.

Choosing the Right Cannabis Strains

One of the first steps in maximizing quality and yield is selecting the right cannabis strains. Each strain has its own unique characteristics and growing requirements. By choosing high-yielding strains known for their quality, you're setting yourself up for success from the beginning.

Look for strains that have been bred for specific traits such as high potency, large buds, or increased resin production. Consider factors like climate, growing space, and personal preferences when making your selection. Consulting with experienced growers or researching strain reviews can provide invaluable insights to help you make an informed decision.

Creating the Ideal Growing Environment

Creating an ideal growing environment is essential for maximizing quality and yield. Here are a few key factors to consider:

Lighting:

Proper lighting is crucial for the healthy growth of cannabis plants. Different growth stages require different levels of light intensity. Using high-quality grow lights, such as LEDs, can provide your plants with the ideal spectrum of light for

optimal growth. Additionally, ensuring consistent light cycles (18 hours on, 6 hours off during the vegetative stage, and 12 hours on, 12 hours off during the flowering stage) is essential for stimulating desired growth patterns.

Airflow and Ventilation:

Airflow and ventilation are vital for preventing mold, pests, and diseases in your cannabis garden. Installing exhaust fans and intake vents can help regulate temperature, humidity, and air circulation. Additionally, using oscillating fans can increase airflow and strengthen your plant's stems, resulting in healthier and more productive plants.

Nutrient Management:

Providing your cannabis plants with the right nutrients at the right time is crucial for maximizing quality and yield. Using organic or synthetic fertilizers specifically designed for cannabis can ensure that your plants receive the necessary nutrients throughout their growth cycle. Regularly testing soil pH and adjusting nutrient levels accordingly will help maintain an optimal growing environment.

Temperature and Humidity:

Keeping an ideal temperature and humidity range is crucial for healthy cannabis growth. Cannabis plants thrive in temperatures between 70-85°F (21-29°C) during the day and 50-70°F (10-21°C) during the night. Maintaining a relative humidity (RH) level of around 40-60% during the vegetative stage and lowering it to 30-40% during the flowering stage can prevent common issues like mold and mildew.

Optimizing Plant Training Techniques

Training your cannabis plants is another valuable strategy to maximize quality and yield. Plant training involves various techniques that manipulate the plant's

growth patterns, resulting in a more productive and efficient garden.

Topping:

Topping involves cutting off the top growth tip of the main stem, promoting lateral growth and creating a bushier plant. This technique helps to distribute light evenly across the plant, resulting in more bud sites and larger yields.

LST (Low-Stress Training):

LST involves gently bending and tying down the branches of your cannabis plants to encourage horizontal growth and create a more even canopy. This technique increases light exposure to lower bud sites, maximizing your harvest potential.

Defoliation:

Removing excess leaves and foliage can increase airflow and light penetration to the lower parts of the plant. This technique can improve bud development and prevent the development of mold or mildew in dense foliage areas.

Managing Pests and Diseases

Pests and diseases can quickly derail your efforts to maximize quality and yield. Implementing proactive pest management strategies and maintaining a clean and hygienic growing environment can help prevent and manage common cannabis pests and diseases.

Regularly inspect your plants for signs of pests such as spider mites, aphids, or thrips. Introducing beneficial insects like ladybugs or predatory mites can be an eco-friendly solution to control pests. Similarly, practicing good hygiene by cleaning and sanitizing your grow area, tools, and containers reduces the risk of disease spread.

Harvesting and Curing Techniques

Maximizing the quality of your cannabis doesn't just end with a successful harvest. The way you handle the post-harvest process can significantly impact the overall quality and potency of your final product.

Harvesting at the right time, when the trichomes (resin glands) are at their peak, is crucial for obtaining the highest potency and desired effects. Trichomes should appear milky or amber in color, indicating optimal cannabinoid levels. Harvesting too early may result in a less potent product.

After harvesting, proper curing is essential to avoid mold, enhance flavor, and improve smoothness. Dry your buds slowly in a dark, well-ventilated area with a humidity level around 50%. Once sufficiently dried, transfer them to airtight containers and burp (open the containers briefly) regularly to release excess moisture.

Maximizing the quality and yield of your cannabis garden requires a combination of careful planning, proper techniques, and consistent maintenance. By selecting the right strains, creating an ideal growing environment, training your plants, managing pests and diseases, and employing effective harvesting and curing techniques, you can achieve the bountiful harvest and high-quality buds of your dreams. Remember, it takes time, patience, and ongoing learning to become a master cannabis gardener, but the rewards are undoubtedly worth the effort.

Marijuana Harvest: How to Maximize Quality and Yield in Your Cannabis Garden


by Ed Rosenthal (Kindle Edition)

★★★★☆ 4.6 out of 5

Language : English

File size : 33874 KB

Text-to-Speech : Enabled



Screen Reader : Supported
Enhanced typesetting : Enabled
Word Wise : Enabled
Print length : 349 pages



Marijuana Harvest is the first book devoted entirely to cannabis harvesting. In it, Ed Rosenthal and David Downs explain how to ensure the perfect harvest—everything from recognizing when it’s time to pick, to storage techniques to keep your buds fresh.

Marijuana Harvest is the most important cultivation tool of the season. Readers will learn:

- Flushing: How and when to flush
- Ripening: The best time to pick
- Manicuring and processing: How to speed it up with new tools for both hand and machine trimming
- Drying and curing: How to avoid mildew and mold contamination

- Storing: How to keep your buds fresh and potent

Whether you are a hobby gardener or commercial farmer, *Marijuana Harvest* shows you how to maximize the yield and quality of your garden, identify problems and avoid costly mistakes. The book's stunning, full-color photographs and illustrations make it an attractive guide to the steps needed to harvest, dry, trim, cure and store top-quality buds.

Internationally recognized as the number one cultivation author, Ed Rosenthal, along with renowned journalist David Downs, thoroughly researched this book, visiting personal gardens and commercial farms to observe techniques used as well as experimental methods under development. Winners of prestigious cannabis cups are interviewed and share their tips and advice. Content includes time-, labor-, and energy-saving tools and equipment: trimmers, climate controls, drying methods, storage systems, workflow charts and much more—everything a grower needs to know to do it right.

Cut through the clutter of online forums and anecdotal advice to find out how to grow and harvest top-shelf buds, both indoors and out, for use as dried flowers, extracts and edibles. For the casual consumer there are tips on how to choose the best-grown and best-tasting buds available. *Marijuana Harvest* is an accessible and informative look at harvest methods for all marijuana users and growers.


Today, more Americans than ever before have the ability to grow and cultivate marijuana for medical and personal use. As of 2020, 33 states plus

Washington, D.C., have laws permitting medical cannabis use, and adult use has been legalized in 11 states and in Washington, D.C.




Journey Inside The World Of Sports Talk Radio

Sports talk radio has become a thriving industry over the past few decades, captivating millions of listeners and sparking intense debates on a daily...




Discover 240 Games With Answers Ready To Be Printed!

Are you tired of the same old games that you play over and over again? Looking for some fresh and exciting ideas to liven up your next gathering or party? Well, look no...



Unveiling the Untold Secrets of Mad Men Carousel: The Complete Critical Companion!

Mad Men Carousel: The Complete Critical Companion is a remarkable masterpiece that transcends the boundaries of television analysis. This in-depth exploration...



The Crystal Ball Oracle: Unlocking the Mysteries of Divination

Have you ever been fascinated by the mystical art of divination? Imagine being able to peer into the future, find answers to your burning questions, and gain...




Discover the Impact of Occupational Group Therapy: Grant Goddard's Story Will Amaze You!

Occupational group therapy is an innovative approach to rehabilitation that has had a profound impact on countless individuals, including Grant Goddard....



Breaking News: Application To Ofcom For The FM Independent Local Radio Licence For Swansea By [Company Name]

In an exciting development for radio enthusiasts and residents of Swansea, [Company Name] has recently filed an application with Ofcom, the UK's communications regulator, for...



How To Maximize Quality And Yield In Your Cannabis Garden: A Comprehensive Guide

Are you tired of putting in countless hours of effort and not getting the results you expected from your cannabis garden? Don't worry, you are not alone. Many cannabis...



Unlock the Secrets of Interior Lighting: From Basics to Advanced Techniques!

: When it comes to transforming the ambiance of a space, interior lighting plays a pivotal role. From adding warmth and comfort to...