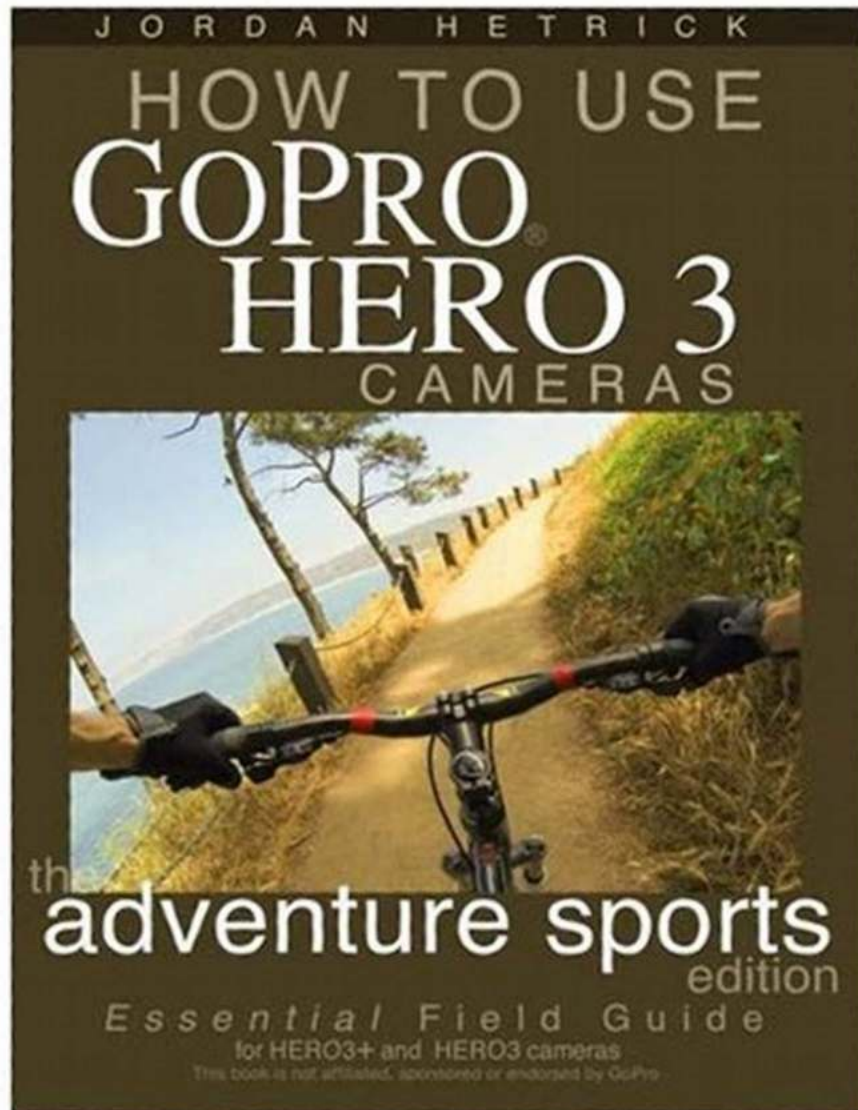


How To Use GoPro Hero: Unlocking Your Action Camera's Full Potential



: Welcome to the World of GoPro

GoPro is a leading brand in the action camera industry, renowned for capturing breathtaking moments and incredible adventures. Whether you're an adrenaline

junkie, a nature enthusiast, or a filmmaker, the GoPro Hero can serve as your perfect companion to document and relive your experiences.

In this comprehensive guide, we'll walk you through the step-by-step process of maximizing the potential of your GoPro Hero camera. From understanding its features and settings to mastering the art of action photography, you'll soon be capturing high-quality footage like a professional.



How to use GOPRO HERO 9: Including Tips and Tricks They don't tell you by Joseph Manca (Kindle Edition)

★★★★☆ 4.1 out of 5

Language : English
File size : 207 KB
Text-to-Speech : Enabled
Screen Reader : Supported
Enhanced typesetting : Enabled
Print length : 73 pages
Lending : Enabled



1. Familiarizing Yourself with the GoPro Hero

Before diving into the various features of your GoPro Hero camera, it's essential to understand its physical layout. Familiarize yourself with the positioning of buttons, ports, and the display screen to easily navigate through different options. Learn how to insert the battery, memory card, and attach your camera to various mounts.

2. Navigating the Settings Menu: A Deep Dive

The GoPro Hero offers a multitude of settings and customization options to suit your specific needs. From resolution and frame rate settings to exposure control

and white balance, understanding each option will enable you to capture the perfect shot in any condition. Explore the different shooting modes available, such as time-lapse, burst, and night mode, to expand your creative abilities.

3. Mounting Your GoPro Hero for Action

One of the greatest advantages of the GoPro Hero is its versatility in mounting options. From helmets and handlebars to surfboards and drone mounts, the possibilities are endless. We'll guide you through the process of securely attaching your camera to various mounts, ensuring stability during high-speed activities and providing unique perspectives to your footage.

4. Capturing Incredible Action Shots

Now that you're comfortable with the camera's physical layout and settings menu, it's time to master the art of capturing action shots. We'll delve into techniques such as framing, composition, and utilizing GoPro-specific accessories like the SuperSuit for underwater photography. Whether you're capturing a thrilling bike ride, a deep-sea dive, or a hike into nature's wonders, we'll provide you with valuable insights to elevate your footage.

5. Editing and Post-Production: Creating Compelling Stories

Creating a visually captivating story requires more than just capturing great footage. In this section, we'll introduce you to different editing software options, both basic and advanced, to enhance your videos. Learn how to trim, merge, add music, and apply filters to create a professional-quality masterpiece that showcases the best moments of your adventures.

6. Sharing Your GoPro Hero Masterpieces

What good is capturing amazing footage without sharing it with the world? Discover various platforms, including social media, YouTube, and personal blogs,

to showcase your work and engage with fellow enthusiasts. We'll provide you with tips on optimizing your content for different platforms and building a community around your GoPro Hero adventures.

: Your Exploration Starts Now!

You've now acquired the knowledge necessary to unlock the full potential of your GoPro Hero camera. Embrace the world of action photography, experiment with different settings, and let your creativity run wild. Remember to always prioritize safety while enjoying your action-packed adventures.

So grab your GoPro Hero, venture into the unknown, and capture memories that will last a lifetime!



How to use GOPRO HERO 9: Including Tips and Tricks They don't tell you by Joseph Manca (Kindle Edition)

★★★★☆ 4.1 out of 5
Language : English
File size : 207 KB
Text-to-Speech : Enabled
Screen Reader : Supported
Enhanced typesetting : Enabled
Print length : 73 pages
Lending : Enabled



GoPro Hero 9 Black camera has an unofficial companion. It's a simple, readable, easy-to-follow manual that should actually come in the box, but doesn't.

The guide is prepared by an ace camera user, and experienced tech writer, who took time to study the best action camera of the moment. Going through the presentation, you'll be helped to become familiar with the specifications and unique features of this high-end camera.

You'll also learn how to use each feature to get the most outstanding image and video recording, under various shooting environments. The manual is prepared with new users in mind, but even you, as a Vlogger, skier, mountain biker, or professional photographer, can still get deeper insight into what you often do with your GoPro Hero 9 camera, and begin to do those things with added confidence, and newfound dexterity.

Among the things you'll learn in this clear and understandable tutorial are:


- Quick specifications of GoPro Hero 9 Black camera
- How to properly setup and customize your camera to make it uniquely yours
- Updating your camera software to keep up with value-added features
- GoPro Hero 9 screen Navigation system
- Voice control that lets you speak to your camera and perform actions with a voice command
- How to extend camera functions with Wi-Fi and Bluetooth connections
- Activate and use the various shooting modes
- Using digital lens shortcut like a pro
- Under-water camera operation
- Troubleshooting common GoPro Hero 9 camera problems (which are few and rare)

- The pro ways to record, edit and share photos and videos

The bulleted points are but a tip of the iceberg that's in store for you in this well written guide.

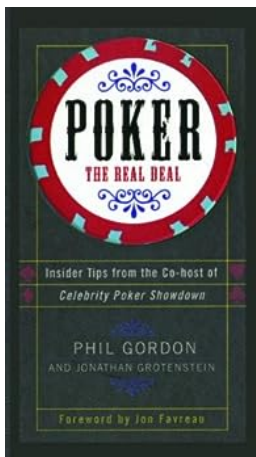
You'll be given tips to extend your device's battery, and to keep GoPro Hero 9 camera clean, protected, and in top shape for optimum performance.

You won't regret getting a copy of this unofficial GoPro Hero 9 camera manual.



AIRWAY STENTING IN INTERVENTIONAL RADIOLOGY - A REVOLUTIONARY APPROACH

Airway stenting is a groundbreaking procedure in interventional radiology that offers new hope for patients suffering from various airway related...




Poker: The Real Deal - Phil Gordon

Are you ready to enter the thrilling world of professional poker? Buckle up and prepare to dive into the life and career of one of the most renowned poker...



How To Use GoPro Hero: Unlocking Your Action Camera's Full Potential

: Welcome to the World of GoPro GoPro is a leading brand in the action camera industry, renowned for capturing breathtaking moments and incredible...




How Reading Changed My Life

Reading, as an essential part of human culture and development, can have a profound impact on one's life. It is not just a means of acquiring knowledge but rather a...




Memoir Of Coming Out And Coming Through: A Journey of Self-Discovery and Acceptance

Coming out as a member of the LGBTQ+ community is often described as a transformative experience, fraught with fear, uncertainty, and incredible bravery. It is a personal...




Du Bois vs. Booker T. Washington: The Debate That Shaped the Course of Civil Rights

When discussing the history of civil rights in the United States, it is impossible to ignore the significant contributions and debates between W. E. B. Du Bois and...



The Untold Story of Two Remarkable Indian Families and Their Journey Through Turbulent Times

The history of India is a tapestry woven with countless tales of heroism, sacrifices, and resilience. Amidst the chaos and turbulence that often dominated the Indian...



Choosing the Perfect Tractor: A Comprehensive Guide to Setting Up Your Workshop for Engine Transmission and PTO Rebuilds

Are you in the market for a new tractor? Or perhaps you already own one that needs some major engine, transmission, or PTO work? If so, you've come to the right place. In...