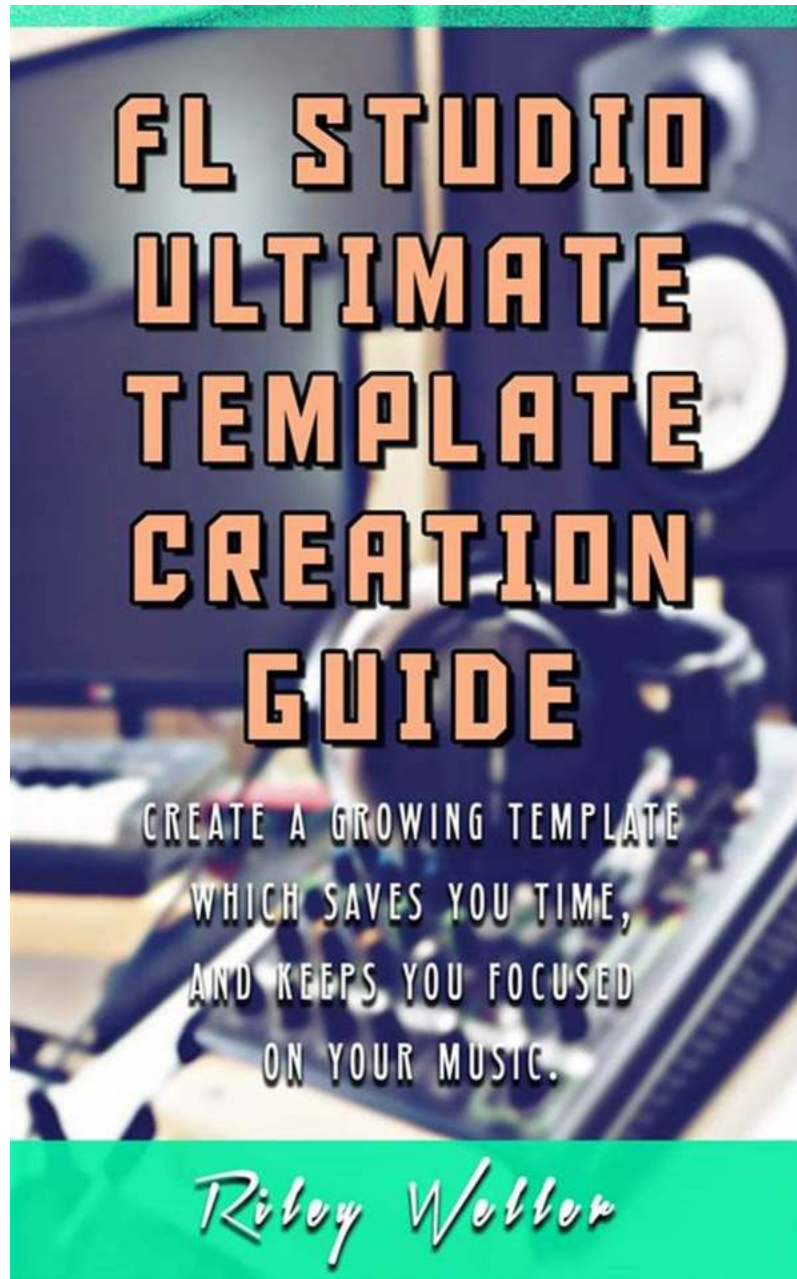


Learn How To Create Growing Template That Saves You Time And Keeps You Focused




Are you tired of starting from scratch every time you want to create something new? Does it feel like you're wasting precious time and energy when you could be focusing on what really matters? Well, fret no more! In this article, we will

show you how to create a growing template that will save you time and keep you focused.

The Importance of Templates

Templates are pre-designed resources that can be used as a starting point for various types of projects. They provide a structure and layout that can be customized to fit your specific needs, saving you the hassle of starting from scratch. Whether you're working on a website, a presentation, or even a document, templates can be a game-changer in terms of productivity and efficiency.



FL Studio Ultimate Template Creation Guide: Learn how to create a growing template that saves you time, and keeps you focused on your music.

by Riley Weller (Kindle Edition)

★★★★★ 5 out of 5

Language	: English
File size	: 5703 KB
Text-to-Speech	: Enabled
Screen Reader	: Supported
Enhanced typesetting	: Enabled
Word Wise	: Enabled
Print length	: 73 pages



Key Benefits of Growing Templates

While regular templates are great, growing templates take things to a whole new level. Growing templates are templates that adapt and evolve as you use them. Here are some key benefits of using growing templates:

- **Time Saving:** Growing templates save you time by eliminating the need to tweak and modify your template every time you embark on a new project. They already have built-in flexibility and adaptability.
- **Consistency:** With growing templates, you can ensure consistency across all your projects. The layout, fonts, colors, and other elements remain the same, giving your work a professional and cohesive look.
- **Focus:** By eliminating the need to constantly redesign and format your projects, growing templates allow you to focus on the content and the core message you want to convey.
- **Branding:** Growing templates can also help in establishing a consistent brand identity. You can customize the template to reflect your brand colors, logo, and other branding elements, reinforcing your brand image across various platforms.
- **Streamlined Workflows:** By having a growing template that you can rely on, you create a streamlined workflow, reducing inefficiencies and helping you complete projects faster and more efficiently.

How to Create a Growing Template

Now that you understand the benefits of growing templates, let's delve into the steps to create one.

Step 1: Identify Your Needs

Start by identifying the type of project you frequently work on. It can be a website design, a social media post, a PowerPoint presentation, or anything else you find yourself creating repeatedly. Understanding your needs will help you design a template that fits your requirements.

Step 2: Research Existing Templates

Look for existing templates that align with your needs. Websites like Canva, Adobe Spark, and PowerPoint offer a wide range of free and premium templates for various purposes. Explore different options and find inspiration that fits your vision.

Step 3: Customize and Personalize

Once you've selected a template, it's time to customize and personalize it according to your preferences. Change colors, fonts, images, and any other elements that reflect your unique style or brand identity.

Step 4: Save and Organize

Save the customized template in a dedicated folder on your computer or cloud storage. Make sure to organize it properly so that it's easily accessible whenever you need it.

Step 5: Adapt and Improve

As you use the growing template for various projects, take note of any improvements or adaptations you need to make. If you find yourself frequently adjusting certain elements, make those changes to the template to ensure a smoother workflow in the future.


Best Practices for Using Growing Templates

To get the most out of your growing templates, here are some best practices to keep in mind:

- **Regularly Update:** Make it a habit to update your growing template with new design trends, branding updates, or any other changes that can enhance its effectiveness.

- **Keep It Simple:** Avoid cluttering your growing template with unnecessary elements. Keep it clean, organized, and easy to work with.
- **Keep Design Consistency:** Ensure that all elements in your growing template adhere to a consistent design language. Use the same fonts, colors, and layout conventions throughout.
- **Test and Iterate:** Continuously test your growing template in different scenarios and iterate based on the insights you gain. This will help you refine and improve its usability.

Creating a growing template can revolutionize your workflow, saving you time and energy while maintaining consistency and focus. By following the steps outlined in this article, you can create your own growing template and start reaping the benefits immediately. Incorporate learning from best practices and continuously adapt the template to suit your evolving needs. Say goodbye to starting from scratch and hello to a more efficient way of creating.



FL Studio Ultimate Template Creation Guide: Learn how to create a growing template that saves you time, and keeps you focused on your music.

by Riley Weller (Kindle Edition)

★★★★★ 5 out of 5

Language	: English
File size	: 5703 KB
Text-to-Speech	: Enabled
Screen Reader	: Supported
Enhanced typesetting	: Enabled
Word Wise	: Enabled
Print length	: 73 pages



Have you ever wanted to create a template in your music program (in our case, FL Studio), to create your beats faster, make mixing easier, and have all your mastering plugins laid out right in front of you?

In my early years of producing music, I came across this "amazing idea" to create a template. Turns out years later, this idea wasn't so "amazing".

What was wrong with this idea of a template?

Well, yeah, it saved tons of time, but my template became bloated! It made loading up projects slow, and actually hindered my own work flow toward my productions!

My goal of this book is to teach you about my "growing template" I've continually fine-tuned over the years.

Now, here's the thing. Each producer is different. Their work flow, their approach, their sound is different, but the end result I'm striving to get across to you is to be careful how you create this template, which is very important to do for work flow.

I teach you the difference between a good and bad decision to include in this template, one that will benefit you now, and in the long run.


Come learn how to create a template that evolves with you as a producer throughout your production career. A template that save you time, tedious clicks and tasks, and allows you to focus the majority of your time on your craft.

Gratuitous



Heidegger For Architects: Thinkers For Architects

Architecture is more than just creating spaces; it is a thoughtful and philosophical endeavor that requires a deep understanding of the human condition. One...



The Ultimate Guide to FM 22-34-52: Human Intelligence Collector Operations

Are you ready to dive deep into the world of Human Intelligence Collector Operations? Sit tight as we unravel the secrets of FM 22-34-52, the manual that serves as the...



A Comprehensive Guide to Understanding the California Welfare And Institutions Code 2018 Volume Of

California, the land of dreams and opportunities, is home to millions of people from diverse backgrounds. To ensure the welfare and well-being of its residents, the state has...




The Ultimate Guide for Song Arrangement in a Small Recording Studio

Are you an aspiring musician or producer with limited space and resources but a big dream of creating impactful, well-arranged songs? Look no further! In this comprehensive...




The Profound Exploration of Human Dignity: On The Dignity Of Man - Hackett Classics

Human dignity has been a subject of great fascination and concern for philosophers, theologians, and thinkers throughout the centuries. In an era where...




The Bubble Takuan Amaru: Unveiling an Engaging Adventure

Are you ready to embark on a thrilling journey into an extraordinary world filled with mystery and adventure? Then fasten your seatbelts, because we are about to dive into...



Learn How To Create Growing Template That Saves You Time And Keeps You Focused

Are you tired of starting from scratch every time you want to create something new? Does it feel like you're wasting precious time and energy when you...



The Element of Fire Routledge Revivals: Igniting the Flames of Imagination

Fire, the element that evokes both fear and fascination, has been a subject of intrigue for centuries. From its role as a vital component in the dawn of human civilization to...

