

Mastering the Art of Indie Rock Guitar: 100 Indie Rock Riffs For Guitar

Indie rock music has been captivating audiences worldwide for decades, with its unique blend of catchy melodies, heartfelt lyrics, and raw energy. Guitarists in indie rock bands have played a crucial role in creating the signature sound of the genre, often using inventive riffs to deliver powerful and memorable performances. In this article, we'll explore 100 indie rock riffs for guitar that every aspiring indie rock guitarist should know and master.

1. The Strokes - "Last Nite"

LAST NITE
The Strokes
Is This It

Words & Music by Julian Casablancas

Standard tuning
♩ = 105


A Intro

B Verse 1

14

Kicking off our list is a riff that immediately became an indie rock anthem. The Strokes' "Last Nite" features a simple but infectious guitar riff that perfectly encapsulates the essence of indie rock. It's a great riff for beginners to start with, as it focuses on basic power chords and strumming patterns.

100 Indie Rock Riffs for Guitar: Learn 100 Indie Rock Guitar Riffs in the Style of the World's 20



Greatest Players (Learn How to Play Rock Guitar)

by Joseph Alexander (Kindle Edition)

★★★★☆ 4.5 out of 5

Language : English
File size : 24566 KB
Text-to-Speech : Enabled
Screen Reader : Supported
Enhanced typesetting : Enabled
Word Wise : Enabled
Print length : 96 pages
Lending : Enabled



2. Arctic Monkeys - "Do I Wanna Know?"

1


DO I WANNA KNOW?

GUITAR
(Vocal Melody)

from "AM" (2013)

Music and Words by
Alex Turner
ARCTIC MONKEYS

♩ = 85



All Rights Reserved. International Copyrights Secured (ASCAP, BMI, etc.)
Transcribed and engineered by © Copyright 2019 Fando-Quaresima Water
Available at www.guitarworksheets.com

Next up, we have the haunting guitar riff from Arctic Monkeys' "Do I Wanna Know?". This riff showcases the band's ability to create dark and moody atmospheres while maintaining an irresistible groove. Practice your slide guitar technique to nail this riff.

3. The Killers - "Mr. Brightside"

Mr. Brightside

Words and Music by Brandon Flowers, Dave Keuning, Mark Stoermer and Ronnie Vannucci



*Tuned down 1/2 step
(www high) B-A-G-D-C-B-A-E

Strum Pattern: 1, 2
Pick Pattern: 2, 4

Intro
Moderately

*Optional: To match recording, tune down 1/2 step

Verse

1, 2 Com - in' out - ta my cage and I've been do - in' just fine. Got - ta, got - ta be down -

be - cause I want it all. It start - ed out with a kiss. How did it end up like

Copyright © 2004 UNIVERSAL MUSIC PUBLISHING LTD.
All Rights in the United States and Canada Controlled and Administered by UNIVERSAL - POLYGRAM INTERNATIONAL PUBLISHING, INC.
All Rights Reserved. Used by Permission.

1

This iconic indie rock riff from The Killers' "Mr. Brightside" is a must-learn for any indie rock guitarist. Its instantly recognizable intro immediately gets the crowd moving and sets the tone for an energetic performance. Mastering this riff will take your indie rock guitar playing to the next level.

4. Tame Impala - "Feels Like We Only Go Backwards"

The image displays three systems of guitar tablature for the song "Feels Like We Only Go Backwards" by Tame Impala. Each system consists of two staves: a top staff for the melody and a bottom staff for the arpeggiated accompaniment. The first system begins with a 4/4 time signature and a key signature of one flat. The tablature uses numbers 0-5 to indicate fret positions and includes various rhythmic markings such as dots and vertical lines. The second system continues the piece with similar notation. The third system shows a final chord with a '7' marking on the top staff, indicating a seventh chord.

Tame Impala's psychedelic soundscapes have won over many indie rock enthusiasts. The guitar riff in "Feels Like We Only Go Backwards" is a prime example of their unique style. With its dreamy arpeggios and catchy melody, this riff is sure to transport you to another dimension.

5. Foals - "Inhaler"

Inhaler

Foals

Standard tuning

Moderate $\text{♩} = 100$


The image displays a guitar score for the song "Inhaler" by the band Foals. It consists of four systems of music, each featuring a standard guitar staff with a treble clef and a key signature of one flat (Bb). The tempo is marked as "Moderate" with a quarter note equal to 100 beats per minute. The score includes palm muting (P.M.) and dynamic markings such as *mf*. The tablature for the strings (T, A, B) is provided below each staff, with fret numbers indicating the notes to be played. The first system shows a palm-muted riff starting on the 10th fret of the A string. The second system continues the riff with a slight variation in the bass line. The third system introduces a change in the bass line while maintaining the palm-muted guitar part. The fourth system concludes the riff with a final chord and a dynamic marking of *mf*.

1/7

Downloaded from MusicNotes5.com Perfect notes and guitar tabs searcher

Indie rock wouldn't be the same without Foals, and their song "Inhaler" delivers an explosive guitar riff that demands attention. This riff demonstrates the band's ability to merge intricate guitar work with a powerful rhythm section. Perfect your palm muting technique to nail this riff's aggressive sound.


6. Vampire Weekend - "A-Punk"



If you're looking for a more upbeat and infectious riff, look no further than Vampire Weekend's "A-Punk". This delightful riff is a pure joy to play, showcasing the band's unique blend of indie rock and world music influences. It's guaranteed to bring a smile to your face.

These are just a few examples of the countless indie rock riffs that have left an indelible mark on the genre. Take the time to explore these riffs and delve into the vast repertoire of indie rock guitar. Practice them diligently, experiment with your own variations, and soon you'll be crafting your own memorable riffs, carving your place in the ever-evolving indie rock landscape.

Remember, as with any artistic endeavor, mastering indie rock guitar takes practice, patience, and a genuine love for the music. So grab your guitar, plug it into your amp, and let the world of indie rock open up new possibilities for your musical journey!



100 Indie Rock Riffs for Guitar: Learn 100 Indie Rock Guitar Riffs in the Style of the World's 20 Greatest Players (Learn How to Play Rock Guitar)

by Joseph Alexander (Kindle Edition)

★★★★☆ 4.5 out of 5

Language : English
File size : 24566 KB
Text-to-Speech : Enabled
Screen Reader : Supported
Enhanced typesetting : Enabled
Word Wise : Enabled
Print length : 96 pages
Lending : Enabled



Play in the Style of 20 Indie Rock Icons!

The Indie Rock revolution changed the landscape of modern music forever and paved the way for many great guitar players who may not otherwise have been heard. 100 Indie Rock Riffs for Guitar unpacks the playing styles of Indie rock's 20 most influential guitarists in a way that will grow your ability as a player.

You won't find cold riffs with no musical context here. Instead there are crucial insights into each player's style and usable riffs you can incorporate into your playing right away.

Learn to play in the style of 20 ground breaking Indie rock guitarists

- Master 5 defining guitar riffs for each player

- Combine and personalize vocabulary into your own unique style
- Get creative and jam over the original backing tracks
- Discover extensive biographies and essential discographies for every player

Learn guitar riffs in the style of:

Robert Smith (The Cure) | Will Sergeant (Echo and the Bunnymen) | Peter Buck (R.E.M.) | Billy Duffy (The Cult) | Johnny Marr (The Smiths) | John Squire (Stone Roses) | Jonny Greenwood (Radiohead) | Joey Santiago (Pixies) | Kevin Shields (My Bloody Valentine) | Graham Coxon (Blur) | Noel Gallagher (Oasis) | Dave Grohl (Foo Fighters) | Jack White (White Stripes) | Nick Valensi (The Strokes) | Matthew Followill (Kings of Leon) | Andrew White (Kaiser Chiefs) | Russell Lissack (Bloc Party) | Dave Keuning (The Killers) | Dan Auerback (Black Keys) | Alex Turner (Arctic Monkeys)

100 Indie Rock Riffs for Guitar

- Would you like to spice up your rock guitar playing with some fresh ideas?
- Do you want to master the art of Indie rock riffing?
- Do you want to add to your arsenal of riffs and grow as a player?

Along with extensive biographies, the musical style and language of 20 Indie rock guitar greats is discussed and analysed through five signature, “in the style of”, defining riffs, which are broken down note by note. 100 Indie Rock Riffs for Guitar goes way beyond other boring lick books and teaches you classic Indie rock guitar riffs in the style of the greats.

Here’s What You Get:

- 100 classic Indie rock guitar riffs that teach the musical language of 20 guitar legends
- Playing advice and a breakdown of every lick, from fingering to performance notes
- An explanation of the concept behind each lick, so you can develop your own musical voice
- Backing tracks to make the music come alive while you develop your chops
- Perfectly notated examples with tab and studio-quality audio to download for free

Bonus One: Essential discography for every player

Bonus Two: Tips on phrasing, articulation and how to make each lick your own

Go Way Beyond “Traditional” Guitar Lick Books

100 Indie Rock Riffs for Guitar is different to other books on the market. You won't just learn riffs verbatim with no context. Instead, detailed insight is given into each idea, explaining both the theory and technique. This means you will understand the concepts behind the riffs and be able to absorb them into your own playing.

Hear it!

Learning Indie rock guitar riffs from paper is one thing, but once you hear how to apply them, they become music. 100 Indie Rock Riffs for Guitar comes with downloadable supporting audio examples and backing tracks to help you get inside the music and quickly apply each riff in a real musical situation

Buy it now to bring the authentic language of Indie rock guitar legends into your playing.




Discover the Magical World of Creative Vision Through the Camera Lens

Have you ever looked at a breathtaking photograph, mesmerized by the incredible composition, colors, and storytelling within a single frame? Photography has the power to...



Unleash Your Inner Beast with Drop Tuned Riff Writing for Metal Guitar

Are you a metalhead looking to take your guitar playing to the next level? Are you tired of playing the same old power chords and want to explore new sonic territories? Then...




Learn 100 Rock Guitar Licks In The Style Of The World 20 Greatest Players

Are you ready to take your guitar playing skills to the next level? Do you want to learn impressive rock guitar licks in the style of the world's 20...




How To Make The Most Of Your Budget: More For Less Guides 11

Are you tired of struggling to make your budget work month after month? Do you find yourself constantly running out of money before the end of the month? If so,...




The Ultimate Guide: Mastering All Chord Structures, Voicings, and Inversions

Are you ready to take your musical skills to the next level? Look no further! In this comprehensive guide, we will provide you with a practical and step-by-step...




Master The Essential Skills Of Gypsy Jazz Guitar Rhythm Soling Play Gypsy Jazz

Gypsy Jazz, also known as Jazz Manouche, is a unique style of jazz that originated in the 1930s. It blends traditional Romani music with swing jazz elements,...



Country Guitar Heroes: Unleashing the Magic of 100 Country Licks For Guitar!

Country music has an unmatched ability to captivate listeners with its heartfelt lyrics, melodic tunes, and soulful guitar licks. The genre has produced many legendary...



Master Blues Rhythm Guitar Playing - Play Blues Guitar

The Secrets Behind Mastering Blues Rhythm Guitar Are you passionate about blues music? Have you ever dreamed of playing the blues guitar like a pro? Well,...