

Painting On Pottery: 22 Modern Colourful Designs

Are you looking to add a touch of creativity and color to your pottery collection? Painting on pottery is a fantastic way to personalize your pieces and create modern, eye-catching designs that will make a statement in any space.

In this article, we will explore 22 modern and colourful designs for painting on pottery. Whether you are a beginner or an experienced artist, these designs will inspire you to unleash your creativity and transform plain clay into beautiful, vibrant artwork.

1. Geometric Patterns



Painting on Pottery: 22 modern, colourful designs

by Thomas Arroyo ([Print Replica] Kindle Edition)

★★★★☆ 4.1 out of 5

Language : English

File size : 119405 KB

Screen Reader : Supported

Print length : 96 pages



Geometric patterns are timeless and versatile. With different shapes, colors, and combinations, you can create endless possibilities on your pottery. From simple stripes and dots to intricate maze-like designs, geometric patterns add a modern and stylish touch to any piece.

2. Floral Delight



Bring the beauty of nature to your pottery with floral designs. Paint delicate flowers, leaves, and vines to create a whimsical and elegant look. Don't be afraid to mix and match colors to add depth and personality to your pieces.

3. Abstract Art



Embrace your inner artist and let your imagination run wild with abstract art. Use bold brushstrokes, vibrant colors, and unique shapes to create one-of-a-kind designs. Abstract art on pottery adds a modern and contemporary feel, perfect for those looking to make a statement.

4. Tribal Inspirations



Take a journey to different cultures and create pottery designs inspired by tribal art. From African motifs to Native American symbols, tribal inspirations bring a sense of history and culture to your pieces. Experiment with different patterns and colors to make each creation unique.

5. Nautical Vibes



Transport yourself to the ocean with nautical-themed pottery designs. Paint waves, beach scenes, seashells, and anchors to evoke a sense of tranquility and adventure. The blue hues and coastal elements will make your pottery feel like a piece of the seaside.

6. Retro Revival



Bring back the nostalgia of the past with retro-inspired pottery designs. Think bold colors, funky shapes, and psychedelic patterns. Retro revival designs add a fun and playful vibe to your pottery, making it a conversation starter in any room.

7. Whimsical Wonderland



Escape to a whimsical world with these enchanting pottery designs. Paint fairies, unicorns, and magical creatures to create a sense of wonder and imagination. Whimsical wonderland designs are perfect for adding a touch of fantasy to your pottery collection.

8. Art Deco Elegance



Channel the sophistication and glamour of the Art Deco era with elegant designs on your pottery. Geometric shapes, luxurious gold accents, and symmetrical patterns characterize this style. Art Deco elegance adds a touch of luxury and refinement to your pottery.

9. Pop Culture References



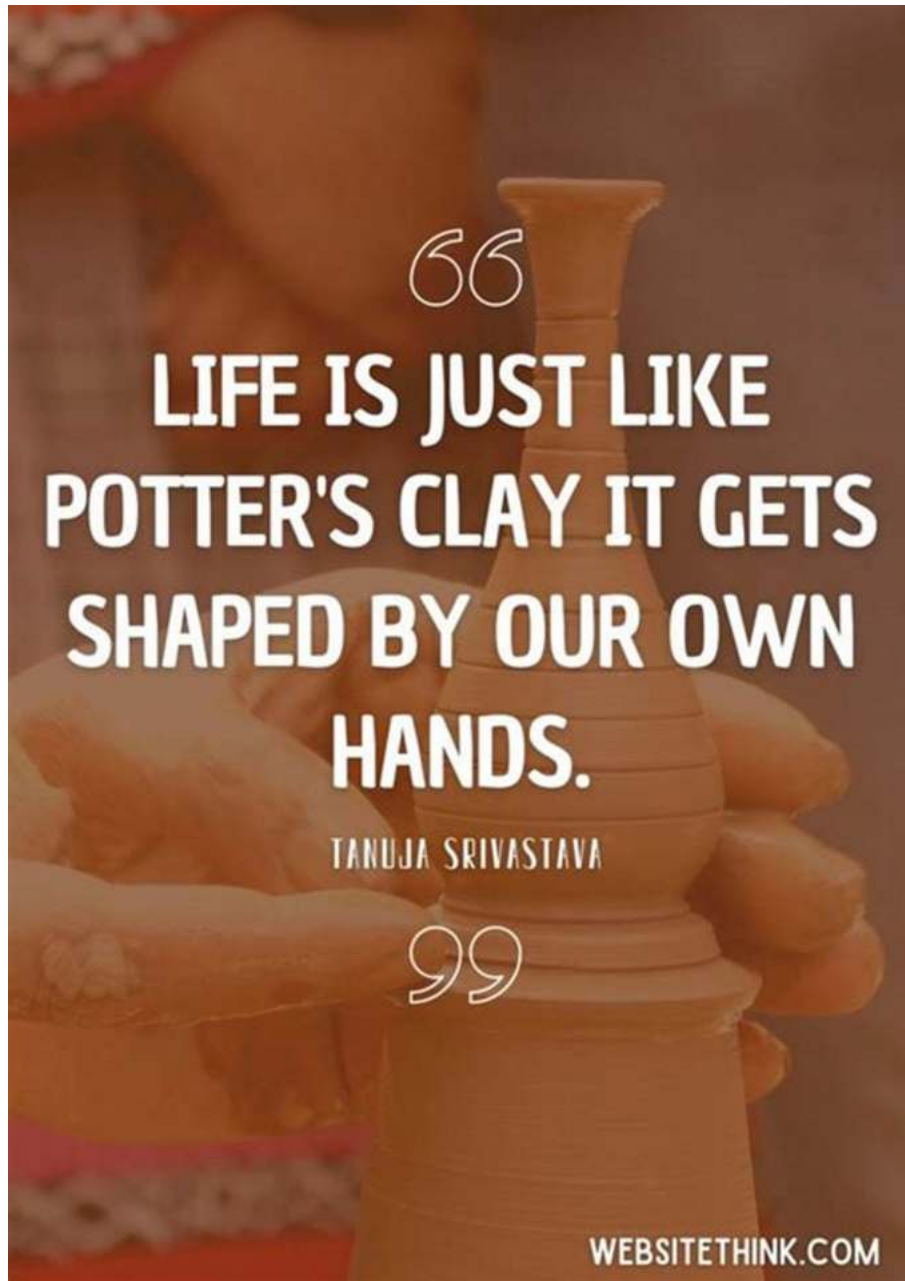
Show off your love for pop culture by incorporating references into your pottery designs. From famous movie quotes to iconic symbols, pop culture references allow you to add a personal touch and share your passions with others.

10. Animal Kingdom



Bring the animal kingdom to life with pottery designs featuring your favorite creatures. Paint realistic or stylized animals to add a touch of nature to your collection. Animal-themed pottery is perfect for animal lovers and adds a touch of whimsy to any space.

11. Inspirational Quotes



Use the power of words to inspire and uplift with pottery designs featuring inspirational quotes. Choose quotes that resonate with you and paint them onto your pottery. Inspirational quotes add a meaningful and personal touch to your collection.

12. Celestial Magic



Get lost in the enchantment of the cosmos with celestial-inspired pottery designs. Paint stars, moons, and galaxies to evoke a sense of mystery and wonder. Celestial magic designs add a touch of magic and spirituality to your pottery.

13. Elegant Mandalas



Create stunning and intricate designs with elegant mandalas on your pottery. Mandalas have deep spiritual meanings and represent harmony and balance. The intricate details and circular patterns add a sense of depth and beauty to your pottery.

14. Vintage Charm



Transport yourself to a bygone era with vintage-inspired pottery designs. Think antique floral patterns, delicate lace-like designs, and a touch of nostalgia. Vintage charm designs add a timeless and elegant feel to your pottery collection.

15. Festival Fever



Capture the vibrant and festive spirit of music festivals with pottery designs inspired by bohemian and hippie culture. Use bright colors, intricate patterns, and symbols of peace and love to create a sense of unity and celebration.

16. Minimalist Simplicity




Less is more when it comes to minimalist pottery designs. Embrace simplicity with clean lines, monochromatic colors, and sleek shapes. Minimalist simplicity designs give your pottery a modern and sophisticated look.

17. Oceanic Wonders



Dive into the depths of the ocean with pottery designs inspired by marine life. Paint colorful coral reefs, exotic fish, and fascinating sea creatures to create an underwater paradise. Oceanic wonders designs bring the beauty of the ocean to your pottery.

18. Psychedelic Dream



Let your mind wander and embrace the psychedelic vibe with pottery designs that transport you into a dreamlike state. Use vibrant colors, swirling patterns, and trippy shapes to create a truly mesmerizing effect.

19. Rustic Elegance



Combine rustic charm with elegance by painting pottery designs inspired by nature and countryside aesthetics. Think earthy tones, botanical motifs, and rustic textures. Rustic elegance designs create a cozy and welcoming atmosphere.

20. Futuristic Fantasy



Step into the future with pottery designs that exude a sense of innovation and imagination. Use metallic accents, sleek lines, and futuristic symbols to create a sci-fi inspired look. Futuristic fantasy designs add a touch of avant-garde to your pottery collection.

21. Pastel Serenity



Create a sense of calm and tranquility with pottery designs featuring soft pastel colors. Pastel serenity designs evoke a peaceful and serene atmosphere, perfect for creating a relaxing space.

22. Mystical Enchantment



Delve into the world of magic and mysticism with pottery designs inspired by fantasy and mystical creatures. Paint dragons, fairies, or mermaids to add a touch of enchantment and wonder to your collection. Mystical enchantment designs are perfect for those who love all things magical.

Now that you have discovered these 22 modern and colourful designs for painting on pottery, it's time to unleash your creativity and transform plain clay into stunning, personalized works of art. Whether you choose geometric patterns, floral designs, or tribal inspirations, your pottery collection will become a reflection of your unique style and creativity.

So grab your brushes, paints, and pottery pieces, and let your imagination take flight. Happy painting!

Painting on Pottery: 22 modern, colourful designs

by Thomas Arroyo ([Print Replica] Kindle Edition)

★★★★☆ 4.1 out of 5

Language : English

File size : 119405 KB

Screen Reader : Supported




Print length : 96 pages



Transform your plain pottery into exciting, colourful and contemporary pieces for the home in a trice! You don't need pottery classes, or even a kiln to glaze your creations - you can make gorgeous items quickly and easily by painting plain, shop-bought ceramic items and baking them in a domestic oven.

With 22 colourful projects to make, there are decorative plates, bowls, cups and pots, vases, a lamp – and even earrings and a necklace. With simple techniques to follow, all explained in clear and simple terms, you just need a few brushes, some ceramic paints and some plain pottery and away you go! If you love painted ceramics, patterns and making little gifts – this book is for you!



The Hidden Secrets of Thermodynamics: Unraveling the Complexities of Linear Fluids and Fluid Mixtures

Have you ever wondered why oil and water don't mix? Or why some substances can easily dissolve in water while others don't? The answers lie within the fascinating field of...




At Jordans in Buckinghamshire - A Hidden Gem Worth Exploring

Buckinghamshire, located in the heart of England, is known for its enchanting countryside and picturesque villages. One such village that stands out is Jordans....




The Organically Clean Home: How to Create a Chemical-Free Haven

Welcome to the ultimate guide on creating an organically clean home! In today's world, more and more people are becoming aware of the harmful effects of...



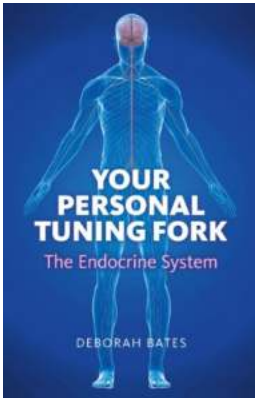
The Untold Story of The Legendary Mafia Boss Albert Anastasia: A Man of Power and Infamy

Albert Anastasia, the name alone carries an aura of fear, power, and danger. Known as "The Lord High Executioner," Anastasia was one of the most influential and...



Discover How to Reduce Your Risk Of Type 2 Diabetes, Lower Your Cholesterol And Blood Pressure By Making Small Lifestyle Changes

Type 2 diabetes, high cholesterol, and high blood pressure are common health concerns that affect millions of people worldwide. These conditions can lead to serious...



Your Personal Tuning Fork: Unveiling the Incredible World of the Endocrine System

In the intricate symphony of the human body, there exists a remarkable ensemble of glands and hormones, collectively known as the endocrine system. Operating silently and...



Extraordinary Devices And Ingenious Contraptions From The Leading Artists Of

Do you crave innovation? Are you fascinated by the intricate details of mechanical art? Look no further! We bring you a collection of extraordinary devices and ingenious...



Painting On Pottery: 22 Modern Colourful Designs

Are you looking to add a touch of creativity and color to your pottery collection? Painting on pottery is a fantastic way to personalize your pieces and create...