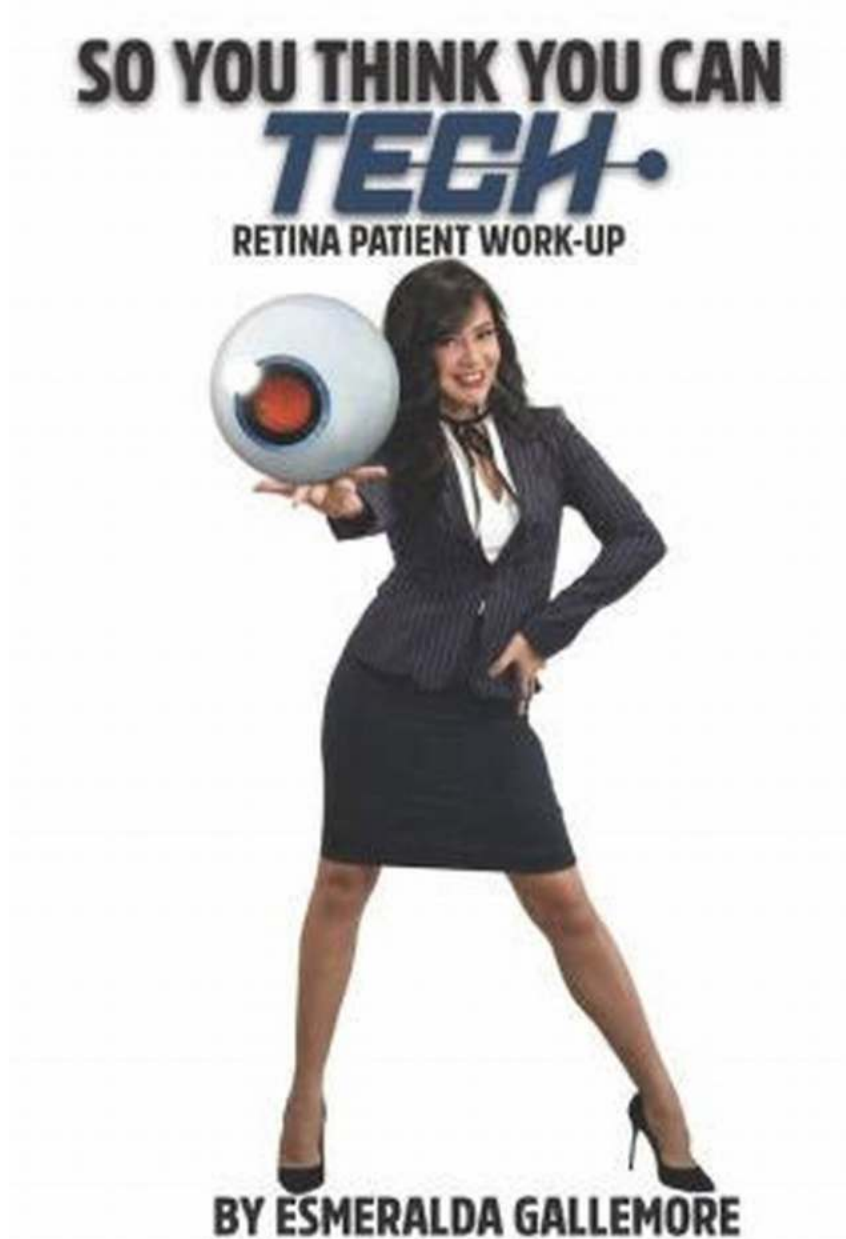


Retina Patient Work Up - Everything You Need to Know



to Retina Patient Work Up

The retina is a delicate and vital part of the eye that enables us to see the world around us. When someone suffers from a retinal condition or disease, it can

greatly impact their vision and quality of life. This is where retina patient work up plays a crucial role.

What is Retina Patient Work Up?

Retina patient work up refers to the comprehensive evaluation and examination procedures conducted on patients with retinal conditions. It involves a series of tests, diagnostic techniques, and medical history assessment to determine the exact nature of the retinal condition and plan an appropriate course of treatment.



So You Think You Can Tech: Retina Patient Work-Up by Esmeralda Gallemore (Kindle Edition)

★★★★★ 5 out of 5

Language : English
File size : 67764 KB
Text-to-Speech : Enabled
Screen Reader : Supported
Enhanced typesetting : Enabled
Print length : 356 pages



The Importance of Retina Patient Work Up

The retina is a complex structure, and its disorders can vary widely. Conducting a thorough retina patient work up allows eye care professionals to identify and diagnose retinal conditions accurately. By understanding the specific condition affecting the retina, doctors can create an individualized treatment plan tailored to each patient's needs.

The Retina Patient Work Up Process

The retina patient work up process usually involves several steps. These include:

- **Medical History Assessment:** The doctor will review the patient's medical history, including any previous eye conditions, surgeries, or systemic diseases that may influence their retinal health.
- **Visual Acuity Test:** This basic eye test measures how well a patient can see at various distances. It provides a baseline for evaluating changes in visual acuity during the course of the treatment.
- **Retinal Imaging:** Various imaging techniques like optical coherence tomography (OCT) and fluorescein angiography are used to capture detailed images of the retina. These images help in diagnosing retinal conditions, determining the severity, and monitoring progress or treatment outcomes.
- **Electroretinography (ERG):** ERG measures the electrical responses generated by the retina when it is stimulated by light. It helps in assessing the overall functioning of the retina and detecting any abnormalities.
- **Perimetry:** Also known as visual field testing, perimetry measures the patient's peripheral vision, which is essential for tasks like driving and navigating. This test helps in identifying any areas of vision loss due to retinal conditions.

Conditions Detected by Retina Patient Work Up

Retina patient work up is beneficial in detecting and diagnosing various retinal conditions, such as:

- Age-Related Macular Degeneration (AMD)
- Diabetic Retinopathy
- Retinal Detachment
- Retinitis Pigmentosa

- Macular Hole
- Macular Pucker
- Macular Edema
- Retinal Vascular Occlusions

Treatment Options and Management

Once the retina patient work up is completed and a diagnosis is established, the appropriate treatment plan can be formulated. The treatment options depend on the specific retinal condition and can range from medications and injections to surgeries or laser procedures.

Long-term management is crucial for individuals with retinal conditions. Regular follow-up visits, changes in lifestyle, and prescribed medications help in controlling and slowing down the progression of the condition, thereby preserving vision to the best possible extent.

Retina patient work up is an essential process in the diagnosis and management of retinal conditions. By undergoing this comprehensive evaluation, patients can receive the most accurate diagnosis and the appropriate treatment plan. If you or someone you know is experiencing any retinal issues, it is crucial to consult with an eye care professional and go through a thorough retina patient work up to ensure optimal eye health.

Remember, early detection and timely treatment play a significant role in preserving vision and enhancing the quality of life for those affected by retinal conditions.

So You Think You Can Tech: Retina Patient Work-Up by Esmeralda Gallemore (Kindle Edition)



★★★★★ 5 out of 5
Language : English
File size : 67764 KB
Text-to-Speech : Enabled
Screen Reader : Supported
Enhanced typesetting : Enabled
Print length : 356 pages




The Retina Patient work-up is a comprehensive manual for eye care professionals. This unique book will guide ophthalmic technicians through the journey of what it takes to become a top notch retina technician. We include detailed descriptions and photographs of all types of eye diseases as well as step by step instructions on how to perform a complete retina patient work-up. We also review the latest techniques for the diagnosis and treatment of retina disorders. This provides techs a deep appreciation for how the vitreo-retinal surgeon manages diseases. The retina patient work-up is a complete guide, handy reference, and must read for all retina technicians.



Retina Patient Work Up - Everything You Need to Know

to Retina Patient Work Up The retina is a delicate and vital part of the eye that enables us to see the world around us. When someone suffers from a retinal...



Enhancing Efficiency and Performance in Mixing of Solids Particle Technology 12

Are you looking to improve your understanding of mixing solids particle technology 12? In this article, we will explore the fascinating world of mixing solid...



Unlocking Jewish Enlightenment: The Extraordinary Journey with Letters Of Light by Aaron Raskin

In a world shrouded in darkness, it is often the light of knowledge and wisdom that helps us navigate through the challenges and seek higher meaning. For centuries,...




Unleashing the Marvels of Our Planet: An Alastair Fothergill Creation

Our Planet is not just another nature documentary, but an awe-inspiring journey that brings to light the remarkable beauty and diversity that exists on our planet. Alastair...




My Extraordinary Journey: Living with Autism

Living with autism has been quite a rollercoaster ride for me. As an individual who sees the world through a different lens, my life has been both challenging and...




10 Healthy and Delicious Recipes to Jumpstart Healthy Weight Loss - Discover the Secrets!

Are you tired of searching for ways to lose weight? Look no further! In this article, we will unveil some of the most mouth-watering, healthy recipes that will help you...



Lost Reality: The Sideways World of Season Six

Season Six of the widely acclaimed TV series Lost brought a twist that left fans astounded and captivated – the of the Sideways World. This...



Forcing Move: Improve Your Chess Tactical Skill 2019 Volume

Chess is a game of strategy, requiring players to think several moves ahead and anticipate their opponent's moves. One of the most important aspects of chess is...

so you think you can dance

so you think you can tell

so you think you can have me i mean couldn't i

so you think you can dance season 18

so you think you can dance slavik

so you think you can dance stream

so you think you can stop me and spit in my eye

so you think you could have me i mean couldn't i

so you think you can stone me and spit in my eye

so you think you can have me i mean couldn't i movie

