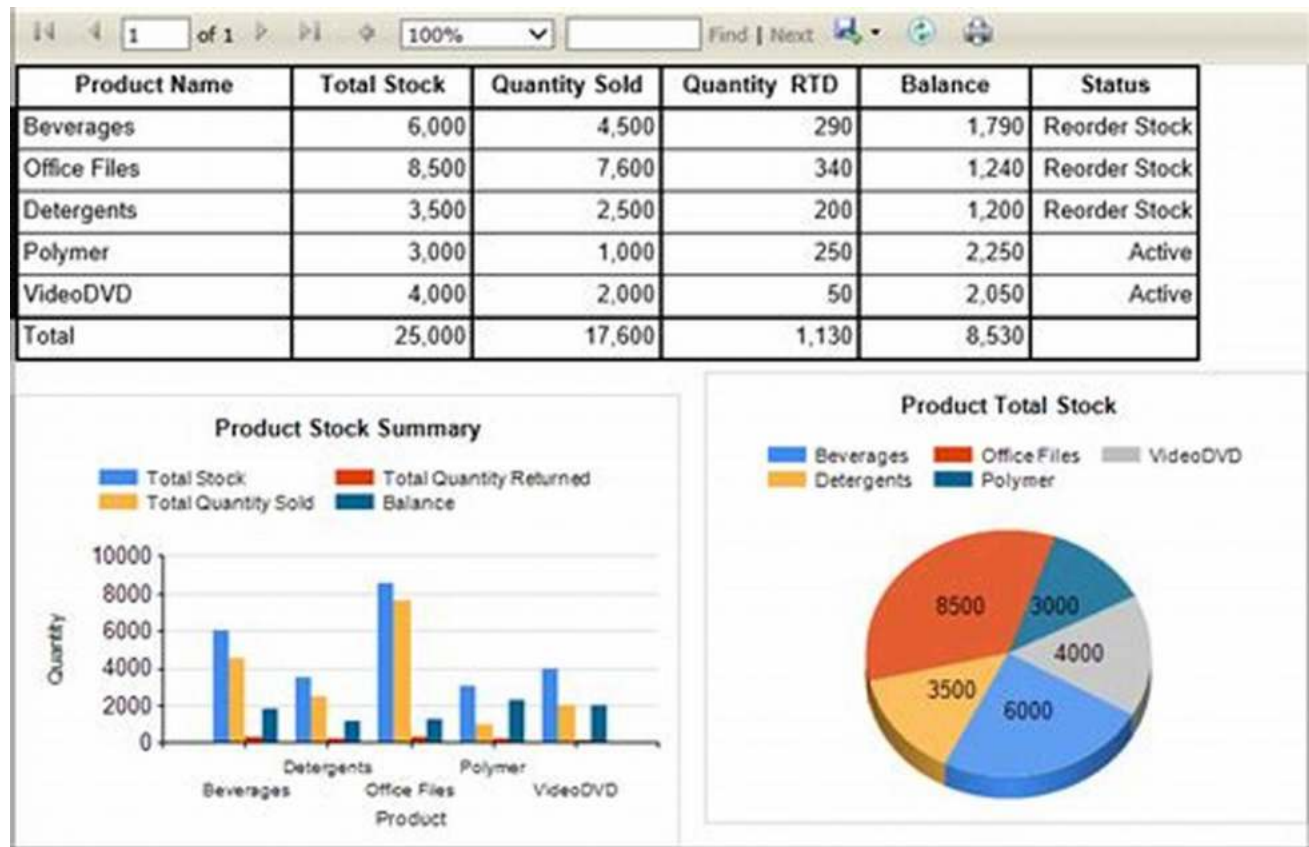


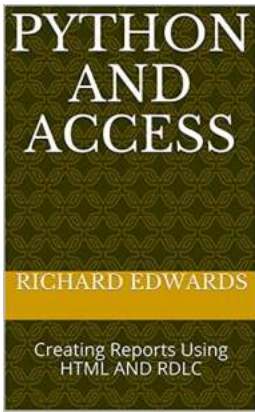
Revolutionize Your Reporting with HTML and RDLC!



Are you tired of manual report generation that consumes a significant amount of your time and effort? Look no further because we have the perfect solution for you. In this article, we will explore how to create powerful and visually appealing reports using both HTML and RDLC (Report Definition Language Client).

Why Use HTML for Report Creation?

HTML (Hypertext Markup Language) is a versatile language primarily used for structuring and presenting content on the web. However, it can also be leveraged to generate professional reports. HTML offers a wide range of styling options, making it easy to create visually appealing and interactive reports.



PYTHON AND ACCESS: Creating Reports Using HTML AND RDLC by Paul Hsu (Kindle Edition)

★★★★☆ 4.7 out of 5

Language : English
File size : 9790 KB
Text-to-Speech : Enabled
Screen Reader : Supported
Enhanced typesetting : Enabled
Print length : 14 pages
Lending : Enabled



With HTML, you have complete control over the layout, design, and formatting of your reports. You can add tables, charts, images, and even embed multimedia elements. Additionally, HTML provides flexibility in terms of data sources, allowing you to retrieve information from various databases or APIs.

Understanding RDLC

RDLC stands for Report Definition Language Client. It is a local version of Microsoft's RDLC report format commonly used in .NET applications. RDLC reports utilize XML syntax to define the report structure and content. These reports can be rendered in various formats, such as PDF, Excel, or Word.

The combination of HTML and RDLC provides an excellent platform for creating dynamic reports with advanced features. HTML serves as the presentation layer, while RDLC acts as the data source and rendering engine.

Creating Reports with HTML and RDLC

Now, let's dive into the process of creating reports using HTML and RDLC. Follow these steps to revolutionize your report generation:

Step 1: Design the Report Layout using HTML

Start by designing the layout of your report using HTML tags and CSS styles. HTML provides various elements like `<table>` , `<div>` , and `` that can be utilized to structure the report and add visual elements.

Consider using long descriptive keywords for the `alt` attribute of images to improve accessibility and SEO optimization. For example, if your report includes a bar chart showcasing sales data, you could use an `alt` attribute like `alt="Sales Performance Bar Chart"` .

Step 2: Retrieve Data in RDLC Format

Next, retrieve the necessary data for your report in RDLC format. RDLC uses XML-based datasets to store and manipulate data. You can fetch data from databases, web services, or any other data sources compatible with RDLC.

Ensure that the data you retrieve corresponds to the design and layout created in Step 1. Mapping the data to the appropriate HTML elements is crucial for generating accurate and meaningful reports.

Step 3: Integrate RDLC with HTML

Integrate the RDLC data with your HTML layout to create a cohesive report. RDLC provides APIs and libraries that allow you to dynamically populate HTML elements with the retrieved data. This integration will generate a visually appealing report with up-to-date information.

Utilize JavaScript or server-side scripting languages like PHP or C# for data manipulation and rendering. These languages will enable you to process the RDLC data and populate your HTML report accordingly.

Step 4: Enhance the Report with Interactive Elements

To make your reports more engaging, consider incorporating interactive elements into the HTML report. You can add hyperlinks, buttons, or dropdowns that allow users to interact with the data. Highlight important information using colors, fonts, or other visual cues.

By leveraging HTML's interactivity features, you can create a user-friendly experience that enables viewers to explore and analyze the report effectively.

Step 5: Choose the Desired Output Format

After designing and enhancing your report, it's time to choose the desired output format. RDLC offers a wide range of exporting options, including PDF, Excel, Word, and more. Select the appropriate format based on your requirements and target audience.

By offering multiple output formats, you can provide flexibility to your report consumers, allowing them to utilize the report in their preferred format.

Benefits of HTML and RDLC Reporting

The use of HTML and RDLC for report generation offers numerous advantages:

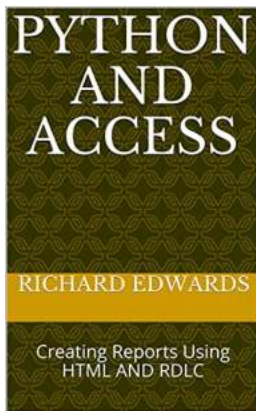
- Complete control over report design and layout.
- Easy integration with various data sources.
- Flexible output formats for different user preferences.
- Enhanced interactivity and user engagement.
- Efficient data manipulation and dynamic report generation.
- Improved accessibility and SEO optimization.

- Compatibility with modern web technologies.

By embracing HTML and RDLC, you can streamline your report generation process, save time, and deliver visually stunning reports that leave a lasting impression on your audience.

The combination of HTML and RDLC offers a powerful solution for creating reports that go beyond plain text and traditional formats. By leveraging the benefits of both technologies, you can elevate your report generation process and deliver engaging, interactive, and visually appealing reports to your stakeholders.

So, why settle for mundane reports when you can revolutionize your reporting with HTML and RDLC? Take the leap today and unlock a world of possibilities in the realm of report creation!



PYTHON AND ACCESS: Creating Reports Using HTML AND RDLC by Paul Hsu (Kindle Edition)

★★★★☆ 4.7 out of 5

Language	: English
File size	: 9790 KB
Text-to-Speech	: Enabled
Screen Reader	: Supported
Enhanced typesetting	: Enabled
Print length	: 14 pages
Lending	: Enabled



How would you like to create HTML based reports and tables, produced in bound, cloaked, dynamic and static patterns, in four orientations, and using 5 different tags - none, div, span, textarea and textbox?

How would you like to create a 13,714 line HTML webpage in less than 5 minutes


that would, done manually, take 137 days?

How would you like to create RDLC Reports - with or without gridlines - in just seconds?

There's even an example of creating the RDLC Report vertically.

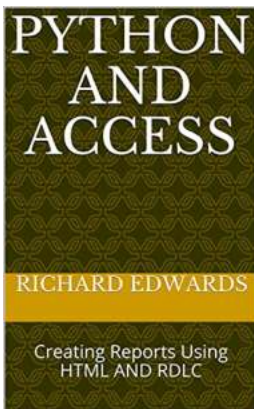
It is all inside this book.

It uses Python.




Into The Darkness Paul Hsu - A Captivating Journey of Discovery

They say that it is in the darkest moments of our lives that we truly find ourselves. Such is the case with Paul Hsu, an ordinary man who embarked on an extraordinary...




Revolutionize Your Reporting with HTML and RDLC!

Are you tired of manual report generation that consumes a significant amount of your time and effort? Look no further because we have the perfect solution for you. In this...



Why Millennials Are Walking Away And How You Can Lead Them Home

Millennials, also known as Generation Y, were born between the early 1980s and mid-1990s. They are the generation that came of age amidst rapid technological advancements...




And What Beyond That - Exploring the Unknown

Do you ever find yourself staring at the night sky, wondering what lies beyond the stars? Are you fascinated by the mysteries of the universe and eager to...



The Last Man Takes LSD: A Mind-Bending Journey into Inner Realms

The exploration of consciousness and altered states of mind has fascinated human beings for centuries. While various substances have been used throughout history to...




The Ultimate Guide to Differential Diagnosis for Athletic Trainers

As an athletic trainer, you are responsible for the health and well-being of your athletes. One of the key skills that sets you apart is your ability to make accurate and...



Deliciously Unique: Unveiling the Mystery of Knuckle Sandwich Anji Marth

Prepare to embark on an extraordinary culinary adventure as we uncover the secrets behind the mind-bogglingly delicious Knuckle Sandwich Anji Marth. This extraordinary dish,...



Teaching English Language Learners Across The Content Areas: Strategies for Success

Teaching English Language Learners (ELLs) can be both challenging and rewarding. These students come from diverse cultural and linguistic backgrounds, and it is...