


# The Art of Early Iconographers: Unveiling the Craft and Materials behind Masterpieces

Iconography is an art form that has captivated humanity for centuries. From early Christian times to the present day, iconographers have created breathtaking works that inspire awe and reverence. One fascinating aspect of this ancient craft is the materials and techniques used by these talented artists. In this article, we delve into the world of early iconographers, exploring their masterful craftsmanship and the unique materials that brought their creations to life.

## The Intricate Craft of Iconography

Iconography, the religious art of depicting holy figures or events, has a rich history dating back to the Byzantine Empire. The iconographer's role goes beyond mere artistic representation; their work is considered a form of prayer and spiritual connection.

Creating an icon starts with a careful selection of materials and tools. The process requires meticulous attention to detail and adherence to traditional techniques handed down through generations. Iconographers must possess a deep understanding of religious symbolism and a reverence for the subject matter they are portraying.



## The Materials and Craft of Early Iconographers (SpringerBriefs in Materials)

by Mihaela D. Leonida (2014th Edition, Kindle Edition)

★★★★★ 5 out of 5

Language : English

File size : 3569 KB

Text-to-Speech : Enabled

Screen Reader : Supported



## **The Materials that Breathe Life into Icons**

The choice of materials significantly influences an icon's appearance and longevity. Early iconographers relied on natural materials and pigments that have stood the test of time.

### **Wood: The Foundation of Iconography**

Wood serves as the canvas for an icon, providing a stable yet receptive surface. Traditional iconographers favor seasoned wood such as oak, linden, or poplar due to their durability and resistance to warping.

Masterful craftsmanship goes into preparing the wooden panel. Iconographers must select a suitable piece, often avoiding imperfections and knots. The wood is carefully cut and planed to the desired dimensions and then flawlessly sanded to create a smooth surface, ready to be transformed into a sacred work of art.

### **Egg Tempera: The Illuminating Medium**

Iconographers rely on egg tempera to create vibrant and luminous colors that give life to their creations. This ancient medium blends pigments with egg yolk, resulting in a durable and versatile paint.

Meticulous grinding of the pigments is a crucial step in preparing egg tempera. Using a stone slab or glass muller, the iconographer carefully mixes pigments with a small amount of water and egg yolk. This delicate process ensures a

smooth and consistent paint, which can then be layered to achieve intricate details.

## **Gilding: A Touch of Divine Brilliance**

The shimmering brilliance of gold has been a characteristic feature of icons throughout history. Gilding, the process of applying gold leaf, adds a celestial glow to the subjects portrayed.

Iconographers carefully prepare the wooden panel to receive the gold leaf. They apply layers of a specialized adhesive called bole, made from clay and rabbit skin glue, which provides a smooth and durable base. Delicate application of gold leaf using a brush or breath allows them to achieve the desired effect, be it a radiant halo or intricate patterns.

## **The Role of Restorers: Preserving Iconographic Heritage**

As time passes, icons may deteriorate due to various factors such as exposure to light, humidity, and improper handling. Restorers play a pivotal role in preserving these invaluable works of art for future generations.

When restoring an icon, these skilled professionals must respect the iconographer's original intent while employing modern conservation techniques. They employ careful cleaning methods, repair damaged gilding, retouch faded paint, and stabilize the wood.

## **The Legacy of Iconography Lives On**

Today, iconography remains a vibrant art form that continues to evolve while preserving its ancient traditions. Modern iconographers carry on the legacy of their predecessors, blending timeless craftsmanship with contemporary artistic influences.

## **Continuing the Tradition**

Many contemporary iconographers train in traditional workshops or pursue formal art education. They explore diverse techniques and experiment with an expanded range of materials without compromising the integrity and essence of the art form. Their work reflects the timeless beauty and spiritual significance that defines iconography.

By staying true to the materials and craft of early iconographers, these modern artists create masterpieces that resonate with audiences of all backgrounds. The intricate craftsmanship and deep spirituality embedded in every stroke continue to capture our imaginations and connect us to centuries of artistic and religious expression.


## **Iconography in the Digital Age**

The advent of digital technology has opened new horizons for iconographers. They can now reach wider audiences and share their creations through online galleries and social media platforms. This digital age allows for the preservation and celebration of iconography on a global scale.

Whether we admire icons in museums, churches, or through the screens of our devices, the materials and craft of early iconographers continue to inspire and mystify. Their works serve as a testament to the enduring power of art to transcend time and connect us with the divine.

Delving into the world of early iconographers, we have explored the craftsmanship and materials that gave birth to these spiritual masterpieces. The intricate skill and dedication of iconographers, combined with the timeless materials they employed, have left a lasting legacy that continues to awe and inspire. As we continue to appreciate and study these works of art, we honor the

artisans who brought them to life and ensure that the craft of early iconographers lives on.



## The Materials and Craft of Early Iconographers (SpringerBriefs in Materials)


by Mihaela D. Leonida (2014th Edition, Kindle Edition)

★★★★★ 5 out of 5

Language : English  
File size : 3569 KB  
Text-to-Speech : Enabled  
Screen Reader : Supported  
Enhanced typesetting : Enabled  
Print length : 261 pages




This book describes in detail the materials and techniques used by medieval iconographers. It offers information about the natural sources, the raw materials, the tools and the technologies involved in preparing them. The book allows entry into the secretive world of very knowledgeable and skilled artisans, about which very little is known. Topics covered include raw materials, pigments, binders, solvents, adhesives, inks and varnishes. Special chapters will be dedicated to the fresco technique as practiced by the early iconographers, grinding, painting on glass and the training/apprenticeship of these craftsmen.




## The Captivating and Morally Enriching Fables of Virtue and Vice: A Review of Library of Arabic Literature 76

Have you ever delved into the fascinating world of Arabic literature? If not, brace yourself for a literary journey that will ignite your imagination and explore complex moral...




## Unlocking the Power of Communication: Finding The Right Message

In today's fast-paced world, effective communication has become crucial. Whether you are selling a product, presenting an idea, or simply trying to connect with someone,...



## Psychodynamic Psychotherapy With Older Adults: Psychoanalysis In a New Key

Are you curious about the power of psychodynamic psychotherapy when applied to older adults? In this article, we will delve into how this therapeutic approach can unlock...




## Step Strategy To Reduce Crime In Our Community

Crime is an issue that affects every community, regardless of its size or location. It brings about fear, insecurity, and a general decline in the well-being of...



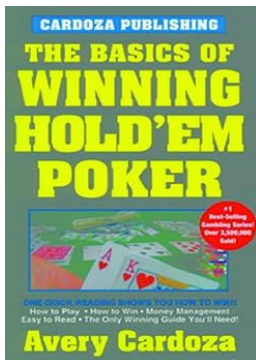
## The Art of Floral Arranging: Lessons in Blooms, Branches, Fruits, and Foraged Materials

Floral arranging is an art that celebrates the beauty of nature while inviting it into our homes. It is a creative process that requires careful consideration of colors,...



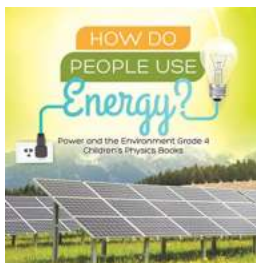
## **Biomaterials In Clinical Practice - Revolutionizing Modern Healthcare**

Biomaterials have revolutionized modern healthcare by providing innovative solutions to various clinical challenges. From organ transplants to...



## **The Ultimate Guide to Mastering Hold 'Em Poker and Dominating the Table**

Are you ready to take your poker game to the next level? Whether you're a beginner or an experienced player, mastering the basics of winning Hold 'Em Poker is crucial to...



## **Exploring How People Harness Energy: An Exciting Journey for Grade Schoolers**

When it comes to understanding the intricate relationship between energy, power, and the environment, imparting knowledge to young minds is crucial. Grade...