


The Truth Revealed: Cranial Osteomyelitis Diagnosis And Treatment

Cranial Osteomyelitis, though rare, is a serious condition that affects the bones of the skull. The diagnosis and treatment of Cranial Osteomyelitis require precision and thorough understanding of the condition. In this article, we will delve into the intricate details of Cranial Osteomyelitis, exploring its diagnosis and treatment methods.

Understanding Cranial Osteomyelitis

Cranial Osteomyelitis is an infection that affects the bones of the skull, including the frontal, temporal, and occipital bones. It can occur as a result of various infections such as sinusitis, dental infections, or trauma. This condition can cause severe pain, swelling, and redness in the affected area, as well as fever, headache, and in some cases, even neurological symptoms.

Diagnosing Cranial Osteomyelitis can be challenging due to its rarity and similarity to other conditions. However, modern medical advancements have enabled healthcare professionals to identify the condition accurately through a combination of clinical evaluation, imaging tests (such as CT scans and MRI), and laboratory analysis of blood and tissue samples.



Cranial Osteomyelitis: Diagnosis and Treatment

by Ali Akhaddar (1st ed. 2016 Edition, Kindle Edition)

★★★★★ 5 out of 5

Language : English

File size : 6327 KB

Text-to-Speech : Enabled

Screen Reader : Supported

Enhanced typesetting : Enabled



Treating Cranial Osteomyelitis

Effective treatment of Cranial Osteomyelitis often involves a multi-disciplinary approach, combining medical intervention, surgical procedures, and long-term management. Antibiotics play a crucial role in managing the infection by targeting the causative bacteria. The choice of antibiotics is tailored to the specific pathogen responsible for the infection.

In some cases, surgical intervention may be required to remove the infected bone or drain any abscesses. This procedure aims to remove the source of infection and promote healing. Following surgical intervention, patients may require reconstructive surgery to restore the integrity of the skull.


The road to recovery from Cranial Osteomyelitis can be lengthy and challenging. Patients often need long-term follow-up care to ensure the eradication of the infection and monitor any potential complications. Pain management, wound care, and physical rehabilitation may also be necessary to aid the healing process.

Cranial Osteomyelitis: Prevention and Outlook

While Cranial Osteomyelitis is a serious condition, there are preventive measures individuals can take to minimize the risk of developing this infection. Maintaining good oral hygiene, avoiding trauma to the head, and promptly treating any infections, such as sinusitis or dental infections, can significantly reduce the chances of cranial bone infection.

With early diagnosis and appropriate treatment, the prognosis for Cranial Osteomyelitis can be favorable. However, delayed or inadequate treatment can lead to severe complications, including brain abscesses, meningitis, or even death. Therefore, raising awareness about the condition and its symptoms is crucial to ensure early detection and prompt medical intervention.

Cranial Osteomyelitis is a rare yet critical condition that affects the bones of the skull. Timely and accurate diagnosis, as well as a multi-disciplinary approach to treatment, are vital in managing this infection effectively. By understanding the intricate details of Cranial Osteomyelitis and promoting awareness, we can ensure that individuals receive prompt medical attention and reduce the potential for severe complications.



Cranial Osteomyelitis: Diagnosis and Treatment

by Ali Akhaddar (1st ed. 2016 Edition, Kindle Edition)


★★★★★ 5 out of 5

Language : English
File size : 6327 KB
Text-to-Speech : Enabled
Screen Reader : Supported
Enhanced typesetting : Enabled
Print length : 342 pages




This book is the first reference book covering exclusively all aspects of this challenging disease. It is designed to serve as a succinct appropriate resource for neurosurgeons, otorhinolaryngologists, neuroradiologists, researchers and infectious disease specialists with an interest in cranial infection. Cranial Osteomyelitis provides an in-depth review of knowledge of the management of skull osteomyelitis, with an emphasis on risk factors, causative pathogens,

pathophysiology of dissemination, clinical presentations, neuroradiological findings and treatment modalities, medical and surgical. Sections on the prognosis and prevention of this illness are also included. The book will help the reader in choosing the most appropriate way to manage this challenging bone infection. In addition, it supplies clinicians and investigators with both basic and more sophisticated information and procedures relating to the complications associated with skull osteomyelitis. It also considers future areas of investigation and innovative therapeutic philosophies. The book is richly illustrated to provide readers with unparalleled access to a comprehensive collection of cranial osteomyelitis images (biological, clinical, neuroradiological, and surgical) taken directly from the author's collection and experience in the field.




The Extravagant Mansions of Cleveland's Millionaires Row: A Journey Through Images of America

Step into the opulent and vibrant world of Cleveland's Millionaires Row, where lavish mansions stand as a testament to the city's affluent past. In the late 19th and early...




Happy Death Vintage International Albert Camus: A Novel that Explores Life's Complexities

In his critically acclaimed novel, "Happy Death Vintage International Albert Camus," the renowned French philosopher and author, Albert Camus, delves into the profound...




The True Story Of The Duke Of Windsor And The Murder Of Sir Harry Oakes

The British Royal family has always been a subject of great fascination and intrigue. From scandals to mysteries, their lives have captivated the world. One such mysterious...



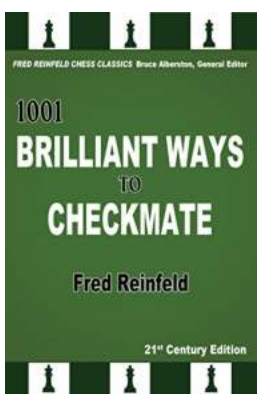
The Revolutionary Role of Volume Graphics in Design and Innovation

In the fast-paced world of design and innovation, staying ahead of the curve is crucial. One of the tools that has gained significant attention in recent years is volume...




The Ultimate Guide for Leaders in Higher Education: Empowering the Future

In today's rapidly changing world, leaders in higher education face a unique set of challenges and opportunities. As the landscape of education evolves, so do the...




1001 Brilliant Ways To Checkmate: Unveiling Fred Reinfeld's Chess Classics

Chess is an ancient game that has continuously fascinated players and spectators alike. The art of checkmate, the cornerstone of victory, has captured the attention...



The Untold Story of Lost Muscle Cars: Wes Eisenchenk's Quest

Imagine stumbling upon a hidden treasure trove of forgotten muscle cars that were long considered lost. The excitement and thrill swirling around the discovery would be...



ICD-10-PCS 2022: The Complete Official Codebook

Are you in the healthcare industry and curious about the latest updates in coding practices? Look no further. Introducing ICD-10-PCS 2022: The Complete Official Codebook,...