

# The Ultimate Guide: How To Write a Groom Speech That Will Leave a Lasting Impression




As the groom, all eyes will be on you during your wedding reception. The groom speech is your opportunity to express your love and appreciation for your new spouse, thank your family and friends, and entertain the audience with heartfelt anecdotes and humorous stories. However, for many grooms, the pressure of

writing and delivering a memorable speech can be overwhelming. But fear not! In this ultimate guide, we will walk you through the step-by-step process of writing a remarkable groom speech that will leave everyone talking for years to come.

## Step 1: Understand the Purpose

Before diving into the writing process, it is crucial to understand the purpose of your groom speech. Your speech should not only reflect your personality but also convey your love and admiration for your bride and gratitude for those who have supported you throughout your life. Additionally, your speech should engage the audience and create a lasting memory of your special day.



### How to Write a Groom's Speech

by Steve Johns (Kindle Edition)

★★★★☆ 4 out of 5

Language	: English
File size	: 820 KB
Text-to-Speech	: Enabled
Screen Reader	: Supported
Enhanced typesetting	: Enabled
Word Wise	: Enabled
Print length	: 74 pages
Lending	: Enabled



## Step 2: Brainstorm and Gather Ideas

Begin the writing process by brainstorming and gathering ideas. Reflect on your relationship with your spouse, memorable moments together, and the qualities you admire in them. Think about funny anecdotes, heartwarming stories, or shared experiences that you can incorporate into your speech. It's also a good

idea to discuss with close family and friends to gather additional insights and stories that may inspire you.

### **Step 3: Structure Your Speech**

A well-structured groom speech is essential for captivating the audience. Start with a compelling that grabs their attention and sets the tone for your speech. Then, progress to expressing your love and gratitude towards your spouse, parents, and other important people in your life. Follow this with engaging anecdotes, humorous stories, or memorable experiences. Finally, end with a heartfelt toast and express your enthusiasm for the future.

### **Step 4: Draft and Refine**

Now that you have your ideas and structure in place, it's time to start drafting your speech. Begin by writing a rough draft, allowing your creativity to flow and not worrying about perfection at this stage. Once you have your initial draft, take the time to refine and polish your speech. Pay attention to the flow, pacing, and transitions between different parts of your speech. Ensure that your speech strikes the right balance between heartfelt emotions and light-hearted humor.

### **Step 5: Practice and Rehearse**


Practice is key to delivering a flawless groom speech. Stand in front of a mirror or practice with a close friend or family member. Pay attention to your body language, facial expressions, and voice projection. Time yourself to ensure that your speech doesn't go too fast or too long. Rehearsing will boost your confidence and help you memorize the key points of your speech, enabling you to deliver it smoothly on your special day.

### **Step 6: Deliver with Confidence**

Finally, the big day has arrived! Take a deep breath, relax, and remember that everyone in the room is there to celebrate your love and commitment. Start your speech with confidence, maintaining a steady pace and making eye contact with the audience. Speak from the heart, share your love, gratitude, and enjoyment of the day. Incorporate the right amount of humor and remember to enjoy the moment. Your speech is a reflection of your unique love story, so embrace the opportunity to create a lasting memory for everyone present.

Writing a groom speech can feel like a daunting task, but with our ultimate guide, you now have the tools and steps to create a speech that will leave a lasting impression on your wedding day. Remember to stay true to yourself and your relationship, and don't forget to express your love, gratitude, and excitement for the future. So, take this guide, embark on your writing journey, and craft a groom speech that will be remembered for years to come!

Article by: Your Name



## How to Write a Groom's Speech

by Steve Johns (Kindle Edition)

★★★★☆ 4 out of 5

Language	: English
File size	: 820 KB
Text-to-Speech	: Enabled
Screen Reader	: Supported
Enhanced typesetting	: Enabled
Word Wise	: Enabled
Print length	: 74 pages
Lending	: Enabled

FREE

DOWNLOAD E-BOOK



“Steve’s guide is a must-read for any groom. As a wedding photographer I have attended in excess of 200 ceremonies and have witnessed many a flustered groom in a state of panic during their speech, primarily attributed to poor preparation. Steve’s step-by-step approach will ensure all your foundations are in place to deliver an engaging, heartfelt and humorous speech... just like Steve's was!” - Rob Tarren, professional wedding photographer.

This is a step-by-step guide for anyone, using a real groom's speech that was planned, prepared and delivered!

Find out what to include, why you should include it and hear some invaluable tips along the way.

Chapters include:

1. – My story
2. What should the groom's speech include?
3. How to make an outline plan of your speech
4. Welcome and general opening of your speech
5. Thanks to new in-laws
6. Thanks to own mother and father
7. Thanks to maid of honour and bridesmaids
8. Thanks to groom’s party
9. Thanks to pageboys, flower girls and venue

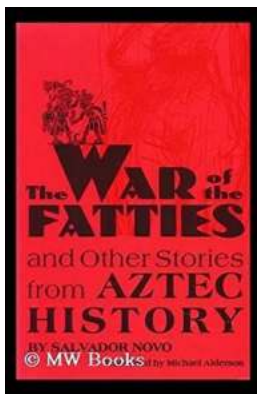
10. Speech about your wife

11. of best man

12. Wedding day advice for the groom


13. Extra jokes you could use

14. Steve's speech in full



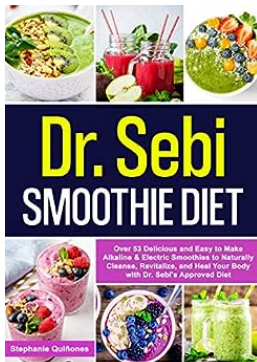
## The War Of The Fatties And Other Stories From Aztec History Texas Pan American

Deep within the rich tapestry of Texas Pan American history lies a tale so fascinating, it transcends time and captivates the imagination of all who hear it. The War Of The...



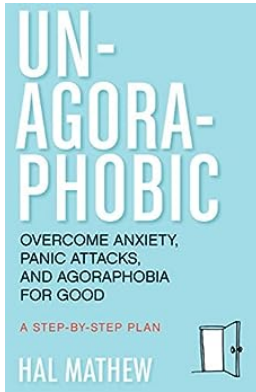
## Moral Maturity: Measuring the Development of Sociomoral Reflection

In today's complex world, moral maturity plays a crucial role in guiding individuals towards making ethical decisions. It is the ability to reflect upon one's...




## Over 53 Delicious And Easy To Make Alkaline Electric Smoothies To Naturally

In today's fast-paced world, finding healthy and convenient meal options can be a challenge. It's easy to rely on processed foods or grab a quick bite from a...



## Overcome Anxiety Panic Attacks And Agoraphobia For Good

Anxiety, panic attacks, and agoraphobia can be debilitating conditions that affect many individuals around the world. They often prevent individuals from living a fulfilling...




## Women's Mental Health: The Undeniable Importance and Ongoing Struggles

Women's mental health has been an issue that has gained significant attention over the years. The complex relationship between biological, psychological, and social factors...



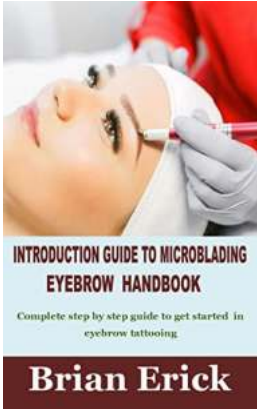
## The Explosive Growth of Audio Podcasts and the Booming Market for Podcasting

Podcasting has become a phenomenon in recent years, transforming the way we consume media and offering a unique platform for individuals and businesses to reach a global...



## Women War Stories - A Tale of Strength, Resilience, and Courage

War has long been considered a male-dominated realm, with stories of brave men fighting for honor, country, and freedom taking center stage. However, behind the scenes,...



# The Ultimate Step-By-Step Guide To Get Started In Eyebrow Tattooing

Are you passionate about the art of eyebrow tattooing? Do you often find yourself admiring the perfectly shaped and defined eyebrows of others? If so, then you might...

[how to write a comment](#)

[how to write a summary](#)

[how to write an analysis](#)

[how to write a characterization](#)

[how to write an article](#)

[how to write a mediation](#)

[how to write an essay](#)

[how to write a blog entry](#)

[how to write an email](#)

[how to write a speech](#)