


# The Ultimate Guide: Mastering All Chord Structures, Voicings, and Inversions

Are you ready to take your musical skills to the next level? Look no further! In this comprehensive guide, we will provide you with a practical and step-by-step approach to mastering all chord structures, voicings, and inversions. Say goodbye to the confusion and frustration of playing chords, and start expressing yourself confidently on any instrument.

## Understanding Chord Structures

Before delving into the world of voicings and inversions, it's essential to grasp the fundamentals of chord structures. A chord is a combination of three or more notes played simultaneously, creating a rich and harmonious sound. Various chord types exist, including major, minor, diminished, augmented, and seventh chords. Each type has its unique sound and emotional quality, providing endless possibilities for musical expression.

To truly understand chord structures, we'll break them down into their individual components. These components are the root note, the third, the fifth, and any additional notes that create extended harmonies. By understanding how these notes interact, you'll be equipped to build chords and explore their infinite variations.



## Jazz Guitar Chord Mastery: A Practical, Musical Guide to All Chord Structures, Voicings and Inversions (Learn How to Play Jazz Guitar)

by Joseph Alexander (Kindle Edition)

★★★★☆ 4.6 out of 5

Language : English

File size	: 28191 KB
Text-to-Speech	: Enabled
Enhanced typesetting	: Enabled
Word Wise	: Enabled
Print length	: 107 pages
Lending	: Enabled
Screen Reader	: Supported



## Exploring Voicings

Voicings refer to the specific arrangement and distribution of notes within a chord. By altering the order and octave of the notes, you can create different voicings of the same chord. Voicings have a significant impact on the chord's sonic character and can make your playing more interesting and dynamic.

For instance, by simply moving the third or fifth note an octave higher or lower, you can give a chord a brighter or darker tonality. Experimenting with different voicings will help you find the perfect sound that fits the mood of your music. You'll discover that certain voicings work better in specific musical contexts, and others might evoke particular emotions.

## Unlocking Inversions

An inversion occurs when you change the order of the notes within a chord. This technique adds a unique color to your playing and expands your musical options. Inversions can be categorized as root position, first inversion, second inversion, or third inversion, depending on which note of the chord serves as the lowest.

One significant benefit of using inversions is improved voice leading. Voice leading refers to the smooth transition between two chords, where each note of

the first chord moves the closest possible distance to a note in the second chord. By incorporating inversions, you can create seamless chord progressions and enhance the overall flow of your music.

## **Mastering All Chord Structures, Voicings, and Inversions**


Now that you have a solid understanding of chord structures, voicings, and inversions, it's time to put theory into practice. Here are some practical steps to help you master these essential musical elements:

1. **Study chord charts:** Familiarize yourself with chord charts for various instruments, such as the piano, guitar, or ukulele. These charts will give you a visual representation of different chord structures.
2. **Learn common chord progressions:** Practice playing common chord progressions, such as the I-IV-V progression, across different keys. This exercise will help you internalize chord structures and develop muscle memory.
3. **Experiment with voicings:** Take simple chord progressions and experiment with different voicings. Explore how changing the order and octave of the notes alters the overall sound and mood of the progression.
4. **Practice inversions:** Start incorporating inversions into your playing. Begin with root position and gradually experiment with different inversions. Pay attention to the voice leading and smooth transitions between chords.
5. **Apply in songwriting or improvisation:** Once you feel comfortable with chord structures, voicings, and inversions, apply them to your songwriting or improvisation. Get creative and explore new musical possibilities.

Remember, mastering chord structures, voicings, and inversions requires consistent practice and patience. As you progress on your musical journey, you'll

unlock a world of creative possibilities and become a versatile musician capable of expressing yourself in various genres and styles.

In , this practical musical guide has provided you with a comprehensive understanding of chord structures, voicings, and inversions. By studying chord theory, experimenting with different voicings, and incorporating inversions, you'll elevate your musical skills to new heights. Embrace the journey, stay persistent, and let your creativity soar through the power of chords. Happy playing!



## Jazz Guitar Chord Mastery: A Practical, Musical Guide to All Chord Structures, Voicings and Inversions (Learn How to Play Jazz Guitar)

by Joseph Alexander (Kindle Edition)

★★★★☆ 4.6 out of 5

Language	: English
File size	: 28191 KB
Text-to-Speech	: Enabled
Enhanced typesetting	: Enabled
Word Wise	: Enabled
Print length	: 107 pages
Lending	: Enabled
Screen Reader	: Supported



# Jazz Guitar Chord Voicings: Musically Mastered

Learn and incorporate essential jazz guitar chord vocabulary into your playing quickly, easily and logically.

## **Over 150 creative exercises with audio**

Jazz Guitar Chord Mastery is a guitar chord method that easily develops your harmonic knowledge and fretboard skills, while helping you master and use advanced jazz chords, voicings and inversions.

## **Daunted by jazz chords and comping?**

Jazz Guitar Chord Mastery begins by breaking down jazz harmony into four basic chord types: Maj7, m7, 7 and m7b5.

How the notes of these chords are arranged on the guitar has a massive effect on their sound and use in music. Every common arrangement (or 'drop' voicing) of these chords is covered in detail, along with advice on when they are best used, which ones are a priority to learn and how to musically incorporate them into your playing.

Any 'drop' chord voicing can be 'inverted' to be played in different four ways. Jazz Guitar Chord Mastery covers every inversion on every possible string group and shows you where to focus for greatest benefit.

## **Easily master jazz guitar chords now**

Each chord structure is shown in terms of its interval arrangement on the neck, which instantly increases your vision, awareness and understanding of how chords function. With this knowledge you will make tiny adjustments to the basic four '7th' chord-types to easily form 9th, 11th, and 13th chords plus Dim7, Maj6, m6 m(Maj)7 and any altered dominant chord you wish.

**Not a chord dictionary, this is a complete method to learn and musically apply every chord for jazz guitar - instantly**

Jazz Guitar Chord Mastery goes way beyond any chord dictionary. You are taught to construct, play and apply every essential chord voicing in a musical context.

- Every chord type, structure, voicing and inversion is shown with clear diagrams with standard notation and tab
- All drop 2 chord voicings
- All drop 3 chord voicings
- All drop 2+4 chord voicings
- Hundreds of useful exercises and real-life musical examples
- Altered Dominants, Substitutions and 6th chords in context
- Practice tips and musical application

Bonus hundreds of audio tracks to download for free

Bonus learn to move through chords in inversions while adding melody and walking bass

## **5000+ excellent reviews of all Fundamental Changes guitar method books**

With hundreds of positive reviews, Fundamental Changes guitar books are a proven, fun and effective way to quickly improve your playing.

Scroll up to buy now and immediately Improve your jazz guitar chord playing



## **Discover the Magical World of Creative Vision Through the Camera Lens**


Have you ever looked at a breathtaking photograph, mesmerized by the incredible composition, colors, and storytelling within a single frame?

Photography has the power to...



## Unleash Your Inner Beast with Drop Tuned Riff Writing for Metal Guitar

Are you a metalhead looking to take your guitar playing to the next level? Are you tired of playing the same old power chords and want to explore new sonic territories? Then...




## Learn 100 Rock Guitar Licks In The Style Of The World 20 Greatest Players

Are you ready to take your guitar playing skills to the next level? Do you want to learn impressive rock guitar licks in the style of the world's 20...




## How To Make The Most Of Your Budget: More For Less Guides 11

Are you tired of struggling to make your budget work month after month? Do you find yourself constantly running out of money before the end of the month? If so,...




## The Ultimate Guide: Mastering All Chord Structures, Voicings, and Inversions

Are you ready to take your musical skills to the next level? Look no further! In this comprehensive guide, we will provide you with a practical and step-by-step...




## Master The Essential Skills Of Gypsy Jazz Guitar Rhythm Soloing Play Gypsy Jazz

Gypsy Jazz, also known as Jazz Manouche, is a unique style of jazz that originated in the 1930s. It blends traditional Romani music with swing jazz elements,...



## Country Guitar Heroes: Unleashing the Magic of 100 Country Licks For Guitar!

Country music has an unmatched ability to captivate listeners with its heartfelt lyrics, melodic tunes, and soulful guitar licks. The genre has produced many legendary...



## Master Blues Rhythm Guitar Playing - Play Blues Guitar

The Secrets Behind Mastering Blues Rhythm Guitar Are you passionate about blues music? Have you ever dreamed of playing the blues guitar like a pro? Well,...