

The Ultimate Guide for Song Arrangement in a Small Recording Studio



Are you an aspiring musician or producer with limited space and resources but a big dream of creating impactful, well-arranged songs? Look no further! In this comprehensive guide, we will walk you through the process of song arrangement specifically tailored for small recording studios.

Why Song Arrangement Matters

Song arrangement plays a crucial role in the overall impact and success of a musical composition. It involves the organization and structuring of various

musical elements such as melodies, harmonies, rhythms, and lyrics to create a captivating and cohesive listening experience for your audience.



Song Arrangement for the Small Recording Studio: Create pro music productions using modern arrangement techniques

by Amos Clarke (Kindle Edition)

★★★★☆ 4.4 out of 5

Language : English

File size : 4325 KB

Text-to-Speech : Enabled

Screen Reader : Supported

Enhanced typesetting : Enabled

Word Wise : Enabled

Print length : 141 pages

Lending : Enabled



Properly arranging a song is like telling a story. Each section, from the intro to the verses, choruses, bridges, and outros, has a specific purpose and contributes to the emotional journey that your song takes the listener on.

Now, let's delve into the essential steps for arranging a song in a small recording studio.

Step 1: Pre-production

Before diving into the recording and arranging process, it's crucial to plan your song. Start by sketching out the core structure of your composition, identifying key sections and deciding on the desired flow. This pre-production phase lays the foundation for a seamless arrangement.

Take advantage of modern technology and use digital audio workstations (DAWs) to create rough demos and mock arrangements. Experiment with different musical ideas, arrangements, and instrumentation to discover what works best for your song.

Step 2: Choosing the Right Instruments

In a small recording studio, choosing the right instruments can make all the difference. Opt for versatile instruments that can cover multiple roles, such as a keyboard that can emulate various sounds or a guitar with multiple pickup configurations. This flexibility allows you to create a full-bodied arrangement without overcrowding your limited space.

Consider using virtual instruments and software plugins to expand your sound palette. These tools offer a wide range of realistic and high-quality sounds, making your small studio feel like a professional recording space.

Step 3: Layering and Texturing

Layering and texturing are essential techniques for adding depth and richness to your arrangement. In a small recording studio, where you may not have access to a full band, it is crucial to maximize the potential of each instrument.

Experiment with layering multiple tracks of the same instrument, playing complementary melodies or harmonies. This technique can create a lush and complex sound even with limited resources.

Add texture to your arrangement by incorporating atmospheric elements, such as subtle synth pads or sound effects. These additional layers add interest and provide a professional touch to your song.

Step 4: Vocal Arrangement

The vocals are often the most prominent element in a song, and arranging them effectively is crucial. In a small recording studio, focus on capturing the best performance possible by optimizing your recording environment. Soundproofing and using quality microphones can contribute significantly to achieving a polished vocal sound.

Consider adding harmonies, backing vocals, ad-libs, and vocal effects to enhance the overall impact of your vocal arrangement. These additional layers can take your song to the next level and compensate for a potentially limited vocal range.

Step 5: Dynamic Variation and Transitions

To keep your audience engaged throughout the song, incorporate dynamic variation and smooth transitions between sections. Gradual or sudden changes in volume, instrumentation, or energy levels can create captivating moments and enhance the emotional impact of the composition.

Use techniques such as drum fills, breakdowns, tempo changes, or modulation to add excitement and maintain the flow of your song. This attention to detail can make a significant difference, even with limited resources.

Step 6: Mixing and Mastering

The final step in the song arrangement process is mixing and mastering. In a small recording studio, these tasks may be challenging without access to high-end equipment, but it is still possible to achieve a polished and professional sound.

Carefully balance the levels of each instrument and ensure clarity and separation in your mix. Use EQ, compression, and other audio effects to enhance the sonic characteristics of your song.

Consider sending your track to a professional mastering engineer if you lack the necessary tools or expertise. This step can bring your arrangement to its full potential and ensure it sounds great on various playback systems.

Song arrangement in a small recording studio may present certain challenges, but with careful planning, creative thinking, and the utilization of available resources, you can achieve impressive results. The key is to focus on maximizing the potential of each element, creating layers, and maintaining a cohesive structure.

Remember, your small recording studio should never limit your creativity. Embrace the possibilities, experiment, and create captivating songs that showcase your unique musical vision.

Armed with this comprehensive guide, you are now equipped to embark on your journey to create remarkable arrangements in your small recording studio. Get ready to impress your listeners and make your mark in the music industry!



Song Arrangement for the Small Recording Studio: Create pro music productions using modern arrangement techniques

by Amos Clarke (Kindle Edition)

★★★★☆ 4.4 out of 5

Language : English

File size : 4325 KB

Text-to-Speech : Enabled

Screen Reader : Supported

Enhanced typesetting : Enabled

Word Wise : Enabled

Print length : 141 pages

Lending : Enabled



Overview

A great song is much more than good lyrics or a catchy tune and far more than a great mix or a professional master. Many small studios attempt to craft great songs through mixing, mastering and using the latest plugins. They can find themselves distracted by the lure of special FX, EQ moves, and advanced compression techniques in their attempt to create sonic perfection. However, sonic perfection has little value if the very structure - the arrangement and organisation of song elements - is ignored.

This book takes an in-depth look at how to create a great song arrangement using a vast range of techniques including pattern manipulation, repetition, and tonal character. The book covers many more techniques, principles and rules for creating great song arrangements, always with the goal of keeping the audience interested, engaged and wanting more.

The book gets deeply into the application of Builds, Transitions, and Hooks, while addressing the issues of Groove, Pace, and Complexity. It focuses on the importance of establishing Lead elements in a song and their impact on song listenability. Also discussed, is the principle of arranging musical elements based on their tonal character and how careful placement in the panoramic soundstage can 'open up a mix', providing incredible depth and clarity.

Summary

Song Arrangement for the Small Studio is a well-crafted handbook that provides

plenty of relevant theory, explanatory diagrams, relevant song examples, and practical steps for applying it in your own song production projects. It's the perfect resource for mixing engineers that want to go beyond plugins and mixing techniques and take their song productions to the next level.



Practical Techniques To Take Your Mixes To The Next Level

Welcome to the world of audio mixing, where creativity and technical skills blend together to create mesmerizing sounds. Whether you are a hobbyist or...



The Ultimate Guide to FM 22-34-52: Human Intelligence Collector Operations

Are you ready to dive deep into the world of Human Intelligence Collector Operations? Sit tight as we unravel the secrets of FM 22-34-52, the manual that serves as the...




A Comprehensive Guide to Understanding the California Welfare And Institutions Code 2018 Volume Of

California, the land of dreams and opportunities, is home to millions of people from diverse backgrounds. To ensure the welfare and well-being of its residents, the state has...




The Ultimate Guide for Song Arrangement in a Small Recording Studio

Are you an aspiring musician or producer with limited space and resources but a big dream of creating impactful, well-arranged songs? Look no further! In this comprehensive...




The Profound Exploration of Human Dignity: On The Dignity Of Man - Hackett Classics

Human dignity has been a subject of great fascination and concern for philosophers, theologians, and thinkers throughout the centuries. In an era where...




The Bubble Takuan Amaru: Unveiling an Engaging Adventure

Are you ready to embark on a thrilling journey into an extraordinary world filled with mystery and adventure? Then fasten your seatbelts, because we are about to dive into...



Learn How To Create Growing Template That Saves You Time And Keeps You Focused

Are you tired of starting from scratch every time you want to create something new? Does it feel like you're wasting precious time and energy when you...



The Element of Fire Routledge Revivals: Igniting the Flames of Imagination

Fire, the element that evokes both fear and fascination, has been a subject of intrigue for centuries. From its role as a vital component in the dawn of human civilization to...