

Unleash Your Inner Beast with Drop Tuned Riff Writing for Metal Guitar

Are you a metalhead looking to take your guitar playing to the next level? Are you tired of playing the same old power chords and want to explore new sonic territories? Then drop tuned riff writing is just what you need! In this comprehensive guide, we'll break down the basics of drop tuning and show you how to write killer riffs that will make your audience headbang in awe.

What is Drop Tuning?

Drop tuning is a technique commonly used in metal and other heavy music genres where the guitar's lowest string is tuned lower than standard tuning. This alters the overall pitch of the instrument and allows for deeper, heavier sounds. The most popular drop tuning for metal guitarists is Drop D tuning, where the lowest string, usually an E, is tuned down to a D.

However, Drop D is just the tip of the iceberg. There are numerous drop tunings you can experiment with, such as Drop C, Drop B, or even lower, depending on how low you want to go. Each drop tuning offers its own unique characteristics, and learning to navigate them will give you endless possibilities for crafting bone-crushing riffs.



Drop-Tuned Riff Writing for Metal Guitar: The Creative Guide to Heavy Metal Riff Writing for Drop Tuned Guitar (Learn How to Play Heavy Metal Guitar) by Joseph Alexander (Kindle Edition)

★★★★★ 5 out of 5

Language : English

File size : 44614 KB

Text-to-Speech : Enabled

Screen Reader : Supported
Enhanced typesetting : Enabled
Word Wise : Enabled
Print length : 129 pages
Lending : Enabled



The Benefits of Drop Tuning

So why should you bother with drop tuning? Well, here are a few reasons to get you excited:

- **Increased heaviness:** Drop tuning allows you to achieve a deeper, more powerful sound by adding extra weight to your riffs.
- **Better string tension:** Lowering the pitch of your strings helps to reduce string tension, making it easier to execute those finger-bending techniques and fast-paced tremolo picking often associated with metal.
- **Finger-friendly:** Drop tuning can be more forgiving on your fingers as the thicker strings are looser and require less force to fret, making it easier to play fast and aggressive riffs for long periods.
- **Creativity explosion:** Drop tuning opens up a whole new world of possibilities, encouraging you to experiment with fresh chord shapes, intervals, and harmonies that can breathe life into your compositions.

Getting Started with Drop Tuned Riff Writing

Now that you understand the benefits of drop tuning, it's time to dive into the technical aspects of riff writing. Here's a step-by-step process to help you get started:

Step 1: Choose Your Drop Tuning

Decide which drop tuning you want to explore. Experiment with different ones to find the right fit for your sound. Remember, lower tunings give you a heavier, more brutal sound, but they may require thicker strings and a proper setup to avoid unwanted string buzz.

Step 2: Familiarize Yourself with Power Chords

Power chords are the backbone of metal guitar riffs. They are easy to play and sound incredibly heavy. Get comfortable with power chord shapes and their variations across the fretboard. This will serve as the foundation for your drop-tuned riff writing.

Step 3: Explore Open Chords

Drop tunings also offer exciting possibilities for open chords. Experiment with different open chord shapes and explore how they combine with power chords within the drop tuning you have chosen. This will add depth and color to your riffs.

Step 4: Utilize Palm Muting

Palm muting is a technique where you lightly place the edge of your picking hand near the bridge of the guitar to dampen the strings' vibrations. This creates a tight and chuggy sound, characteristic of many metal riffs. Combine palm muting with power chords and open chords to add intensity to your riffs.

Step 5: Incorporate Techniques and Harmonies

Now that you have your drop-tuned foundation, it's time to sprinkle in some advanced techniques to take your riff writing to the next level. Experiment with techniques like hammer-ons, pull-offs, slides, and harmonics to add flavor and complexity to your riffs.

Top Tips for Crafting Killer Drop Tuned Riffs

As you continue to explore the world of drop tuned riff writing, keep these tips in mind to take your compositions from good to mind-blowing:

1. **Experiment with rhythm:** Don't be afraid to play with odd time signatures, syncopation, and polyrhythms. These elements can make your riffs more interesting and unexpected.
2. **Embrace dissonance:** Dissonant intervals, such as tritones and minor seconds, can add tension and aggression to your riffs. Use them wisely to create a unique sonic character.
3. **Don't neglect melody:** While metal is often associated with heavy, aggressive riffs, incorporating melodic passages and harmonies can add emotional depth and contrast to your compositions.
4. **Listen to diverse genres:** Expand your musical horizons by drawing inspiration from various genres such as classical, jazz, or progressive rock. This will help you develop a unique and fresh approach to riff writing.

With drop tuned riff writing, you have the power to create earth-shaking, bone-crushing metal riffs that will captivate your audience. Whether you're just starting out or are a seasoned guitarist looking to break out of a creative rut, drop tuning offers endless possibilities for exploration and experimentation. So grab your guitar, drop it down to that low tuning, and let your inner beast roar!

Drop-Tuned Riff Writing for Metal Guitar: The Creative Guide to Heavy Metal Riff Writing for Drop Tuned Guitar (Learn How to Play Heavy Metal Guitar) by Joseph Alexander (Kindle Edition)

★★★★★ 5 out of 5

Language : English



File size	: 44614 KB
Text-to-Speech	: Enabled
Screen Reader	: Supported
Enhanced typesetting	: Enabled
Word Wise	: Enabled
Print length	: 129 pages
Lending	: Enabled



Learn to Write Devastating Drop Tuned Metal Guitar Riffs

If you're ready to explore the art of riff writing in drop tuning, Metal guitar legend Chris Zoupa is here to set you straight.

Drop-Tuned Riff Writing for Metal Guitar is your complete guidebook, map and compass to creating your own powerful rock riffery! In its hallowed pages, you'll find Zoupa's complete approach laid out – step by step – lovingly crafted to sharpen every area of your modern rock rhythm guitar skills.

You'll discover hundreds of fun, creative and outlandish tools to improve your riff writing, performance, tone, speed and power!

In fact, you'll be shown how to turn any fragment of an idea into a full-on rock symphony.

Drop Tuned Guitar Wizardry – From Zero to Hero

You'll start off by consolidating the basics of rock rhythm guitar before quickly moving on to discover the force of metal rhythm guitar. From chugging flat fingered power chords to major and minor triads, you'll work your way to

suspended 2nds and 4ths, as well as other advanced chords like add9, 6 and “dropped voicing chords”. You’ll also discover versatile chord sequences and how to disguise them while adding harmony and texture.

Next, you’ll discover the art of single note riff writing and how to expand these first ideas into complete songs. Along the way you’ll discover how to write in “odd” times like 5/4, 5/8 and 7/8 and really get creative with note placement and texture.

In all, you’ll discover over 130 exciting examples of Drop-Tuned Riff Writing.

- Build perfect time with the heavy metal rhythm primer
- Learn to chug, add basslines, harmonies and more
- Discover essential chords fingered for drop tuned guitar
- Learn to write your own riffs and turn them into full tracks
- Easily play in cutting edge odd times like 5/4, 5/8 and 7/8
- Master chord sequence building and learn how to always pick the perfect sound
- From Exercises to Drop Tuned Riffs

Drop-Tuned Riff Writing for Metal Guitar quickly helps you master the techniques used by today’s virtuoso rhythm guitarists, and presents them all in Chris Zoupa’s hilariously irreverent teaching style that’s loved by millions on YouTube.

Open your ears to over 130 incredible new approaches to writing music for drop tuned guitar. But be warned... you’ll be a different player on the other side!

Buy it now and take your drop tuned guitar playing to a whole new level.




Discover the Magical World of Creative Vision Through the Camera Lens

Have you ever looked at a breathtaking photograph, mesmerized by the incredible composition, colors, and storytelling within a single frame? Photography has the power to...



Unleash Your Inner Beast with Drop Tuned Riff Writing for Metal Guitar

Are you a metalhead looking to take your guitar playing to the next level? Are you tired of playing the same old power chords and want to explore new sonic territories? Then...




Learn 100 Rock Guitar Licks In The Style Of The World 20 Greatest Players

Are you ready to take your guitar playing skills to the next level? Do you want to learn impressive rock guitar licks in the style of the world's 20...




How To Make The Most Of Your Budget: More For Less Guides 11

Are you tired of struggling to make your budget work month after month? Do you find yourself constantly running out of money before the end of the month? If so,...




The Ultimate Guide: Mastering All Chord Structures, Voicings, and Inversions

Are you ready to take your musical skills to the next level? Look no further! In this comprehensive guide, we will provide you with a practical and step-by-step...



Master The Essential Skills Of Gypsy Jazz Guitar Rhythm Soling Play Gypsy Jazz

Gypsy Jazz, also known as Jazz Manouche, is a unique style of jazz that originated in the 1930s. It blends traditional Romani music with swing jazz elements,...



Country Guitar Heroes: Unleashing the Magic of 100 Country Licks For Guitar!

Country music has an unmatched ability to captivate listeners with its heartfelt lyrics, melodic tunes, and soulful guitar licks. The genre has produced many legendary...



Master Blues Rhythm Guitar Playing - Play Blues Guitar

The Secrets Behind Mastering Blues Rhythm Guitar Are you passionate about blues music? Have you ever dreamed of playing the blues guitar like a pro? Well,...