


Unveiling the Artistic Journey: Creating an Original Colored Masterpiece

Creating a magnificent piece of art requires a combination of skill, creativity, and passion. Artists embark on a captivating journey that involves sketching, shading, and outlining to bring their imaginations to life. In this article, we will delve into the process of designing, sketching, shading, and outlining to reveal the secrets behind the creation of an original colored masterpiece.

The Power of Design: Setting the Stage

Every artwork starts with an idea. An artist's first step is to define the concept and plan the composition. This crucial design phase lays the foundation for the entire creative process. It involves deciding on the subject matter, selecting the color palette, and arranging the elements to achieve visual harmony.

The design phase allows the artist to explore different possibilities and experiment with various compositions. Sketching plays a vital role in this stage, as it helps translate the initial concept into a tangible representation. The artist uses pencils or charcoal to outline the main shapes and forms, capturing the essence of the idea on paper.



Marmaduke The Grease Monkey: The process of designing, sketching, shading, and outlining an original colored pencil artwork of a monkey – from planning ... (Painting with Colored Pencils Book 11) by Kévin TEMBOURET (Kindle Edition)

★★★★★ 5 out of 5

Language : English

File size : 8873 KB

Text-to-Speech : Enabled

Screen Reader : Supported
Enhanced typesetting : Enabled
Print length : 30 pages



Sketching: Breathing Life Into Ideas

Sketching serves as a bridge between ideas and reality. It allows artists to visualize their thoughts and explore the potential of different compositions. During the sketching phase, artists focus on proportions, perspective, and capturing the overall mood of the artwork.

Artists may begin with loose, rough sketches to quickly capture their ideas or opt for more detailed drawings that provide a solid foundation for the subsequent stages. They use various techniques, such as cross-hatching, stippling, or contouring, to add depth and dimension to their sketches.

The sketching phase is all about experimentation and refinement. Artists continuously review their work, making adjustments and corrections as they work towards achieving their vision. It's a process that requires patience, as artists strive to bring their initial concept to life in a tangible form.

Shading: Crafting Realism and Depth

Shading is an essential technique that breathes life into a drawing. It adds depth, texture, and a three-dimensional quality to the artwork, making it appear realistic and captivating. Artists use various shading techniques, such as cross-hatching, blending, or stippling, to create the desired effect.

During the shading phase, artists carefully study the play of light and shadow to add volume and depth to their drawings. They analyze the light source and its interaction with different surfaces, which helps them determine the intensity and direction of shading needed.

Artists may use a variety of tools to achieve different shading effects. These tools can include pencils, charcoal, pastels, or even specialized shading brushes. By layering different tones and values, artists meticulously build up the shading, creating a sense of realism that brings their artwork to life.

Outlining: Adding Definition and Emphasis

Outlining is the final touch that defines and emphasizes the artwork. It helps to define the edges and shapes, bringing clarity and structure to the composition. Artists carefully choose the thickness and hue of their outline to suit the style and mood of the piece.

Depending on the desired outcome, artists may choose to use a variety of outlining techniques. Some may opt for a precise, clean outline, while others may prefer a loose and expressive one. Outlining allows artists to highlight specific features, add details, and create a visual impact that enhances the overall appeal of their artwork.

Captivating the World with Original Colored Masterpieces


The process of designing, sketching, shading, and outlining culminates in the creation of an original colored masterpiece. Artists skillfully blend different mediums, such as colored pencils, markers, pastels, or paints, to add vibrant hues and bring their artwork to life.

The use of color significantly impacts the mood, atmosphere, and overall impact of the artwork. Artists carefully select their color palette, considering the emotional message they wish to convey. Through a harmonious combination of colors, artists evoke emotions, create focal points, and guide the viewer's attention within the composition.

With their attention to detail, artistic techniques, and creative vision, artists craft original colored masterpieces that captivate viewers and evoke a sense of wonder. Each stroke, shading, and line contributes to the larger narrative, telling a story that transcends words and speaks directly to the soul.

The journey of designing, sketching, shading, and outlining an original colored masterpiece is a fascinating and intricate process. Artists pour their heart and soul into each stage, bringing their ideas to life through skillful techniques, meticulous attention to detail, and creative vision.

Through the power of design, sketching breathes life into ideas, shading crafts realism and depth, and outlining adds definition and emphasis. By harmoniously blending different mediums and choosing the perfect color palette, artists mesmerize audiences with their original colored masterpieces.



Marmaduke The Grease Monkey: The process of designing, sketching, shading, and outlining an original colored pencil artwork of a monkey – from planning ... (Painting with Colored Pencils Book

11) by Kévin TEMBOURET (Kindle Edition)

★★★★★ 5 out of 5

Language : English

File size : 8873 KB

Text-to-Speech : Enabled

Screen Reader : Supported

Enhanced typesetting : Enabled

Print length : 30 pages



Book 11: Painting with Colored Pencils

25 Illustrations

Follow along with an illustrated journal describing the process of designing, sketching, shading, and outlining an original colored pencil artwork of a monkey – from its initial concept and planning through to the final artwork as a tattoo design.

At the end of this project, you are challenged to use your imagination and create your own original artwork of an animal or person.

This drawing journal/project has 10 sections:

Educator Information

Suggested Supplies

Sammy, the Squirrel Monkey

Thinking with Paper and Pencil

From a Sketch to a Drawing

Planning a Color Palette

Adding Color to a Monkey Face


Shading a Tire, Wrench, Fur, and Clothing

Challenge: Create an Original Drawing

Glossary: Drawing with Color


To draw this cartoon monkey and/or create your own design, you need the following: white paper with a medium tooth, HB graphite pencil, several different colored pencils, thin black marker or black colored pencil, vinyl and kneaded erasers, pencil sharpener, and a sandpaper block.

Digital drawing tools and apps (such as Photoshop) also work beautifully when rendering artworks in dry mediums.




Nursing Process Approach Mindtap Course List: A Comprehensive Guide to Enhance Your Nursing Skills

Are you a nursing student or a healthcare professional looking to enhance your nursing skills and streamline your workflow? Look no further than the Nursing Process Approach...




The Astonishing World of Barr: Unveiling the Wonders of the Human Nervous System

Welcome to the fascinating world of Barr, where remarkable discoveries and wonders unravel in the intricate network of the human nervous system. Prepare yourself for a...



Exploring Death: Society and the Human Experience

Death, an inevitable and universally experienced phenomenon, holds a mysterious grip over human existence. Throughout history, societies have grappled with its...




Enhancing Efficiency and Performance in Mixing of Solids Particle Technology 12

Are you looking to improve your understanding of mixing solids particle technology 12? In this article, we will explore the fascinating world of mixing solid...



Robotics Vision And Control: Unleashing the Future

Robotics Vision and Control is a field that combines cutting-edge technology and AI algorithms, paving the way for the future of automation. This fascinating area of...




International Peacemaking In The Middle East: A Journey Towards Harmonious Coexistence

For decades, the Middle East has been synonymous with conflict and unrest. However, amidst the chaos and violence, there have been persistent efforts made by...



Materiality, Social Structures And Action: The Unveiling of Cultural Sociology

When it comes to understanding society, a multitude of factors come into play, such as cultural norms, social structures, and individual actions. In the realm of...



Unveiling the Secrets: In-Depth Analysis of Reaction and Transport Processes in Zinc Air Batteries

Zinc air batteries have emerged as one of the most promising energy storage solutions in recent years. Their high energy density, cost-effectiveness, and eco-friendliness...